

# COUNTY PROFILE: Adams County, Nebraska

## US COUNTY PERFORMANCE

The Institute for Health Metrics and Evaluation (IHME) at the University of Washington analyzed the performance of all 3,142 US counties or county-equivalents in terms of life expectancy at birth, mortality rates for select causes, alcohol use, smoking prevalence, obesity prevalence, and recommended physical activity using novel small area estimation techniques and the most up-to-date county-level information.

Explore more results using the interactive US Health Map data visualization (<http://vizhub.healthdata.org/subnational/usa>).

## FINDINGS: LIFE EXPECTANCY

Sex	Adams County	Nebraska	National	National rank	% change 1980-2014
Female	81.8	81.7	81.5	749	+2.8
Male	77.3	77.4	76.7	782	+7.2

life expectancy at birth (years), 2014

Fig. 1: Female life expectancy, 2014

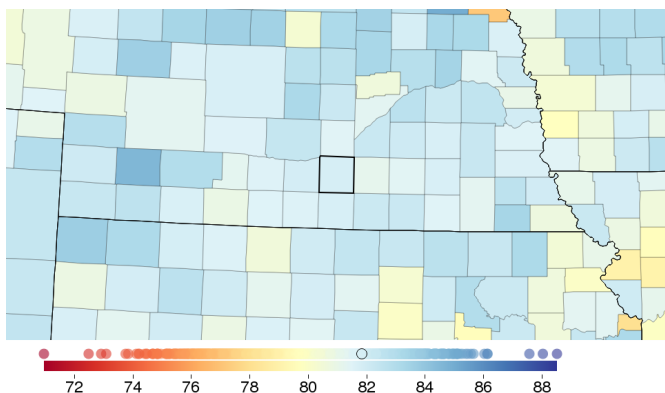
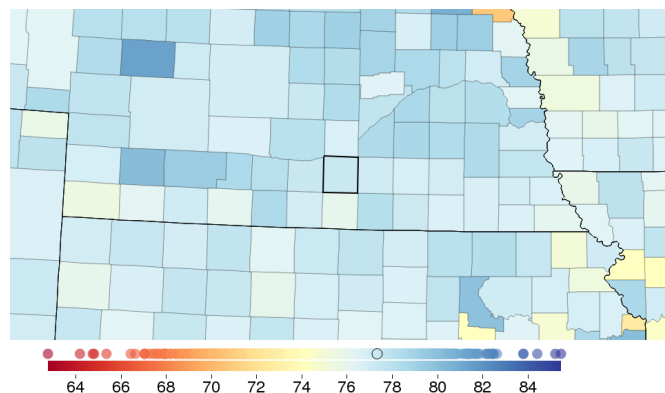


Fig. 2: Male life expectancy, 2014



## FINDINGS: ALL-CAUSE MORTALITY

Sex	Adams County	Nebraska	National	National rank	% change 1980-2014
Female	637.0	653.6	667.8	687	-11.3
Male	915.3	908.6	930.1	895	-29.5

rate per 100,000 population, age-standardized, 2014

Fig. 3: Female all-cause mortality, 2014

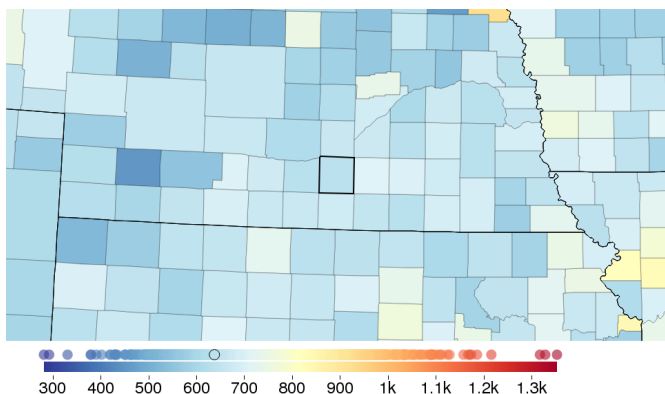
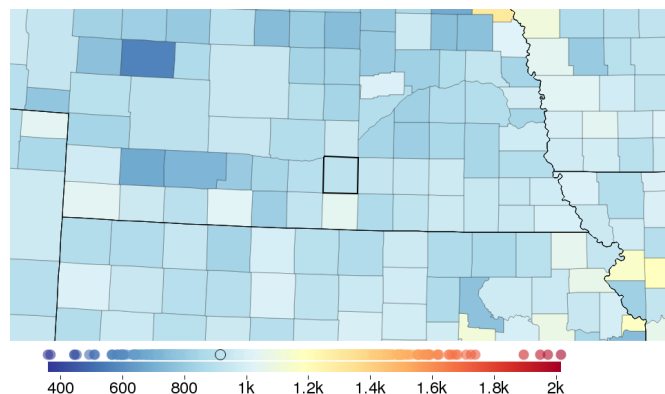


Fig. 4: Male all-cause mortality, 2014



## FINDINGS: ISCHEMIC HEART DISEASE

Sex	Adams County	Nebraska	National	National rank	% change 1980-2014
Female	129.0	102.0	124.9	1457	-35.3
Male	193.8	162.0	191.5	1253	-56.6

rate per 100,000 population, age-standardized, 2014

Fig. 5: Female ischemic heart disease, 2014

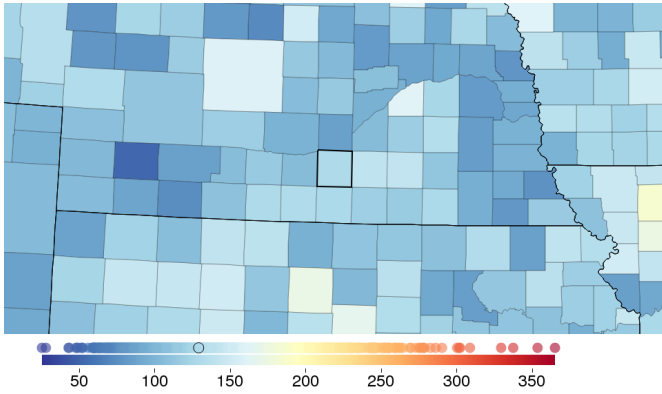
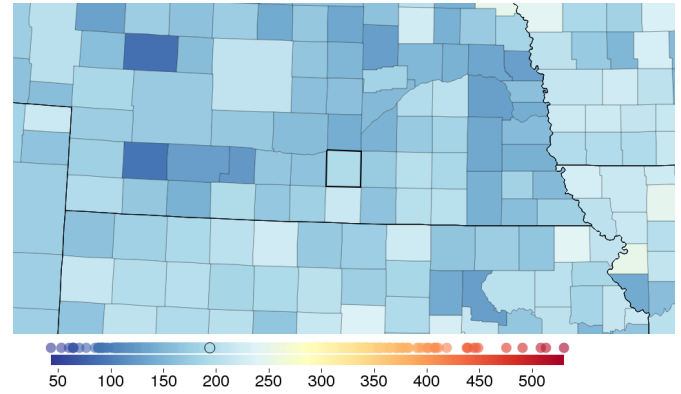


Fig. 6: Male ischemic heart disease, 2014



## FINDINGS: CEREBROVASCULAR DISEASE (STROKE)

Sex	Adams County	Nebraska	National	National rank	% change 1980-2014
Female	43.2	47.1	47.4	645	-47.5
Male	50.0	52.2	48.8	1357	-49.4

rate per 100,000 population, age-standardized, 2014

Fig. 7: Female cerebrovascular disease (stroke), 2014

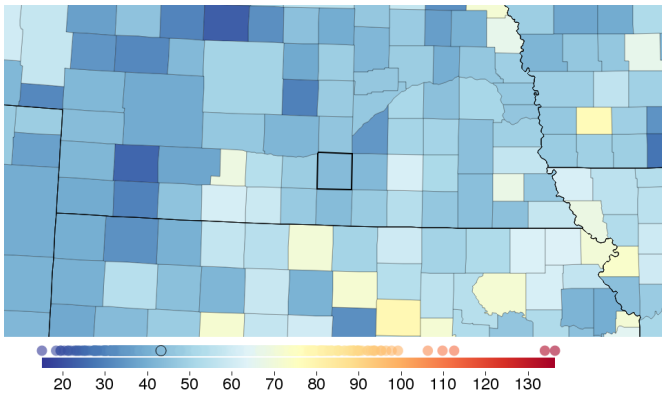
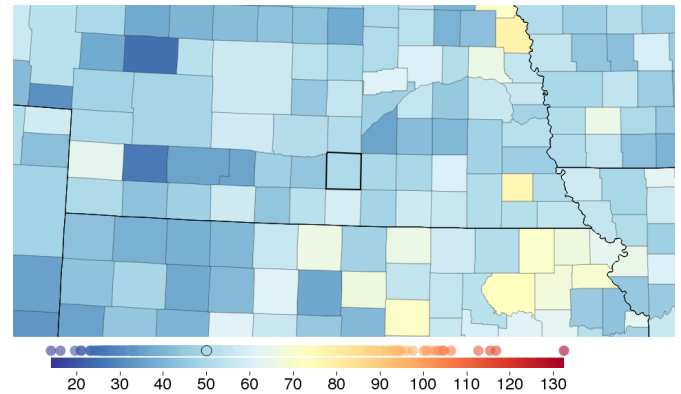


Fig. 8: Male cerebrovascular disease (stroke), 2014



## FINDINGS: TRACHEAL, BRONCHUS, AND LUNG CANCER

Sex	Adams County	Nebraska	National	National rank	% change 1980-2014
Female	44.3	42.1	43.8	1233	+69.2
Male	78.5	68.0	67.6	1643	-24.8

rate per 100,000 population, age-standardized, 2014

Fig. 9: Female tracheal, bronchus, and lung cancer, 2014

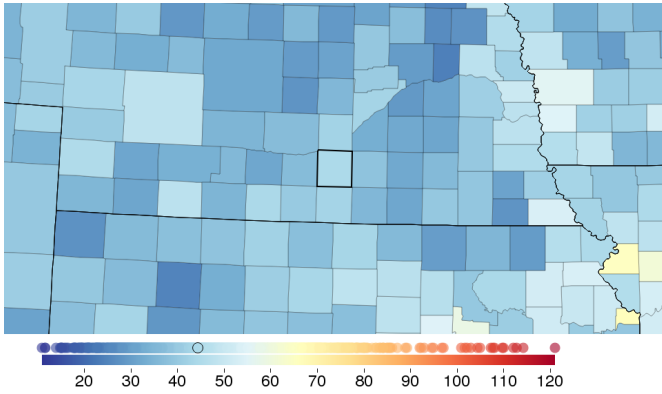
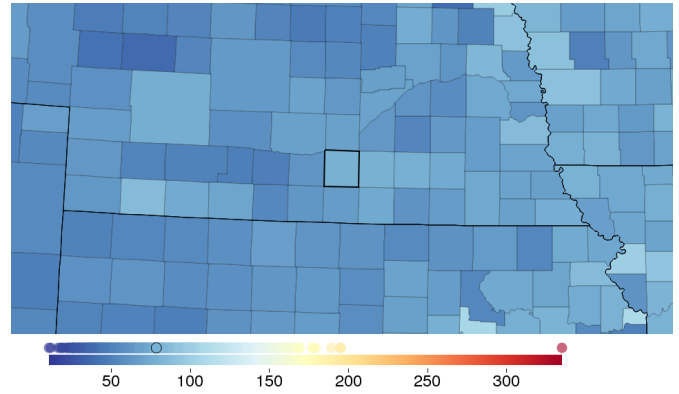


Fig. 10: Male tracheal, bronchus, and lung cancer, 2014



## FINDINGS: BREAST CANCER

Sex	Adams County	Nebraska	National	National rank	% change 1980-2014
Female	24.9	24.6	25.9	1223	-32.1
Male	0.3	0.3	0.3	1236	-14.5

rate per 100,000 population, age-standardized, 2014

Fig. 11: Female breast cancer, 2014

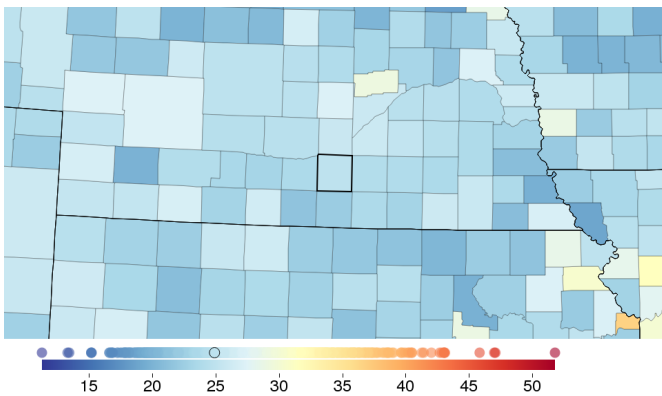
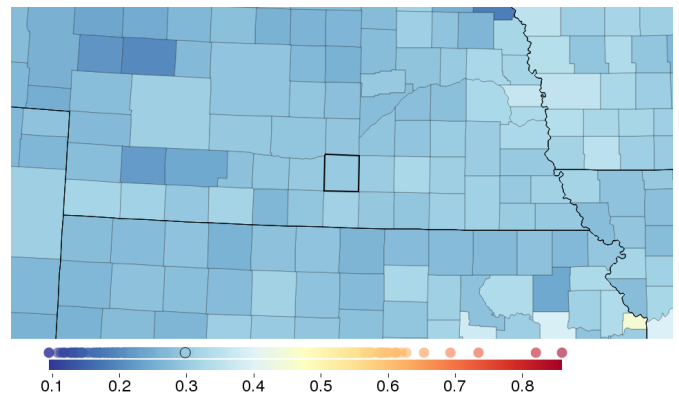


Fig. 12: Male breast cancer, 2014



## FINDINGS: MALIGNANT SKIN MELANOMA

Sex	Adams County	Nebraska	National	National rank	% change 1980-2014
Female	2.6	2.1	1.9	2775	+14.1
Male	5.9	4.9	4.5	2618	+50.7

rate per 100,000 population, age-standardized, 2014

Fig. 13: Female malignant skin melanoma, 2014

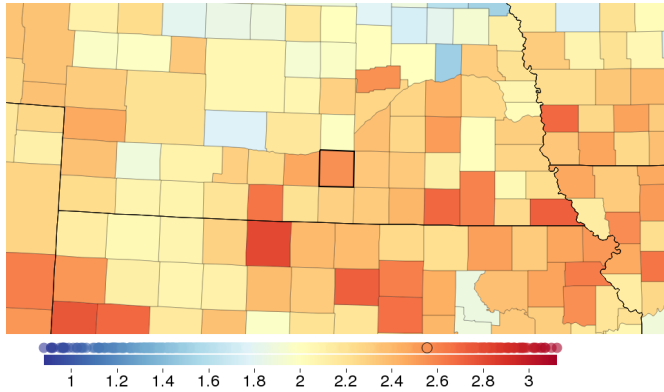
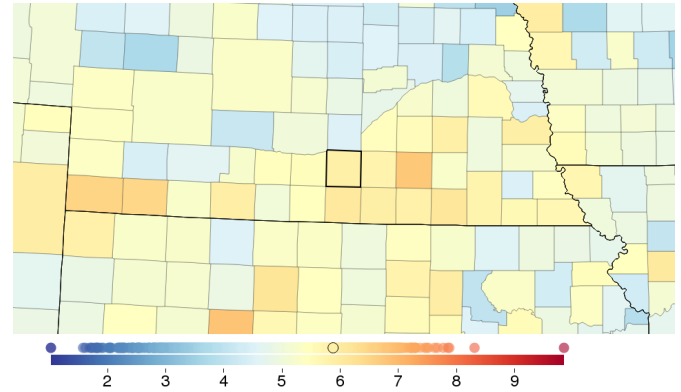


Fig. 14: Male malignant skin melanoma, 2014



## FINDINGS: DIABETES, UROGENITAL, BLOOD, AND ENDOCRINE DISEASES MORTALITY

Sex	Adams County	Nebraska	National	National rank	% change 1980-2014
Female	38.8	49.8	49.6	368	+64.4
Male	51.4	60.9	63.8	456	+31.4

rate per 100,000 population, age-standardized, 2014

Fig. 15: Female diabetes, urogenital, blood, and endocrine diseases mortality, 2014

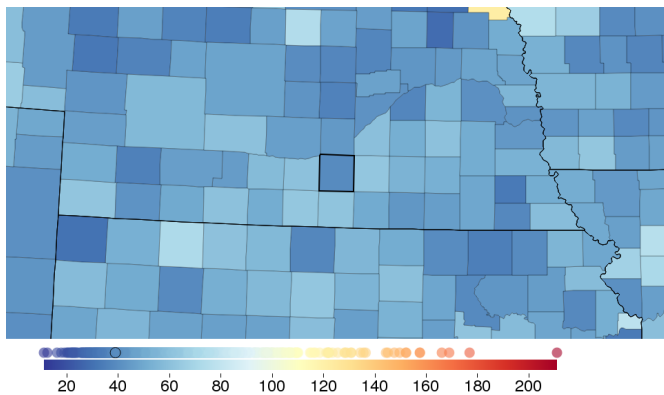
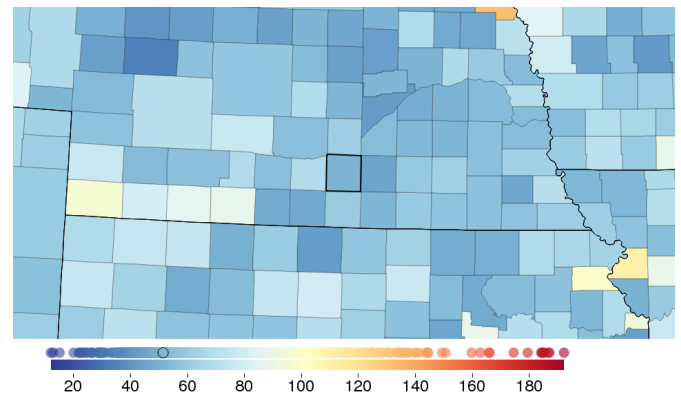


Fig. 16: Male diabetes, urogenital, blood, and endocrine diseases mortality, 2014



## FINDINGS: SELF-HARM AND INTERPERSONAL VIOLENCE MORTALITY

Sex	Adams County	Nebraska	National	National rank	% change 1980-2014
Female	7.3	7.7	9.0	650	-5.3
Male	23.2	26.9	30.9	434	-14.5

rate per 100,000 population, age-standardized, 2014

Fig. 17: Female self-harm and interpersonal violence mortality, 2014

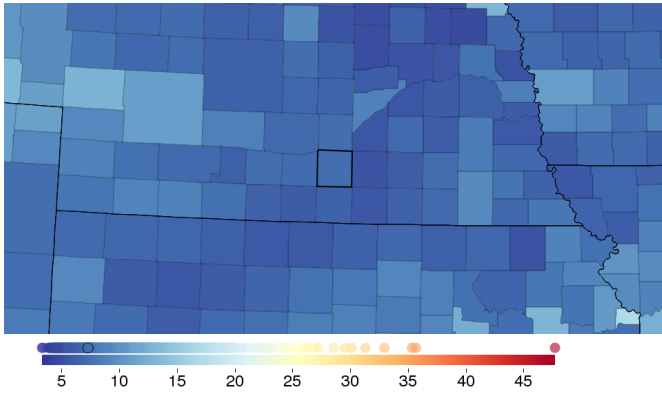
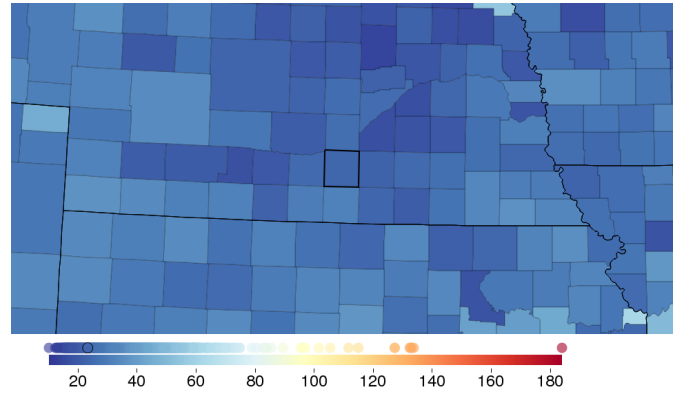


Fig. 18: Male self-harm and interpersonal violence mortality, 2014



## FINDINGS: TRANSPORT INJURIES MORTALITY

Sex	Adams County	Nebraska	National	National rank	% change 1980-2014
Female	10.4	9.5	8.1	872	-20.9
Male	24.1	20.9	19.8	927	-23.9

rate per 100,000 population, age-standardized, 2014

Fig. 19: Female transport injuries mortality, 2014

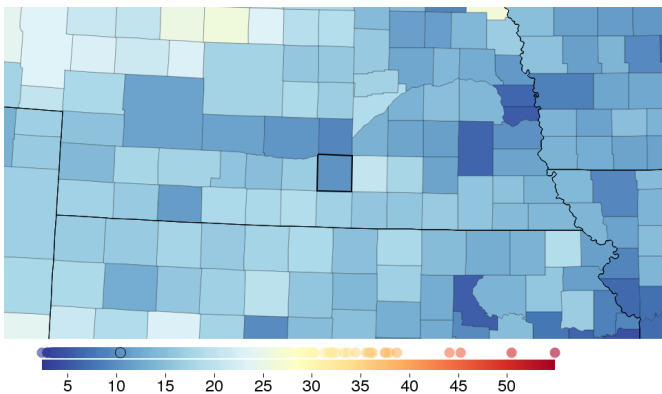
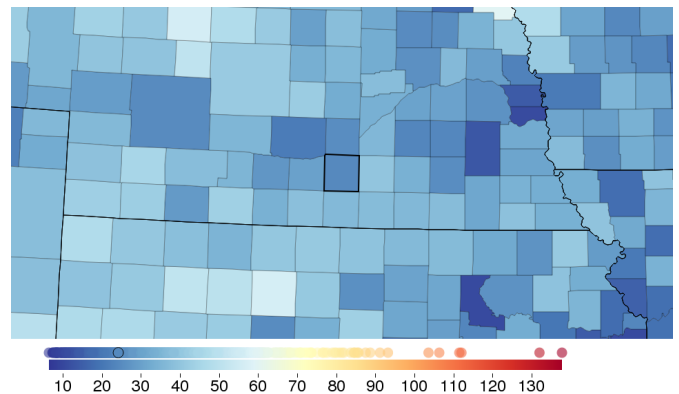


Fig. 20: Male transport injuries mortality, 2014



## FINDINGS: MENTAL AND SUBSTANCE USE DISORDERS MORTALITY

Sex	Adams County	Nebraska	National	National rank	% change 1980-2014
Female	4.7	5.5	8.2	478	+297.1
Male	6.0	10.3	18.7	78	+33.3

rate per 100,000 population, age-standardized, 2014

Fig. 21: Female mental and substance use disorders mortality, 2014

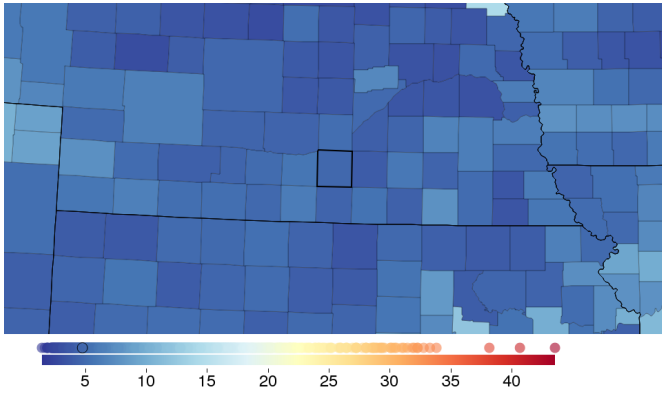
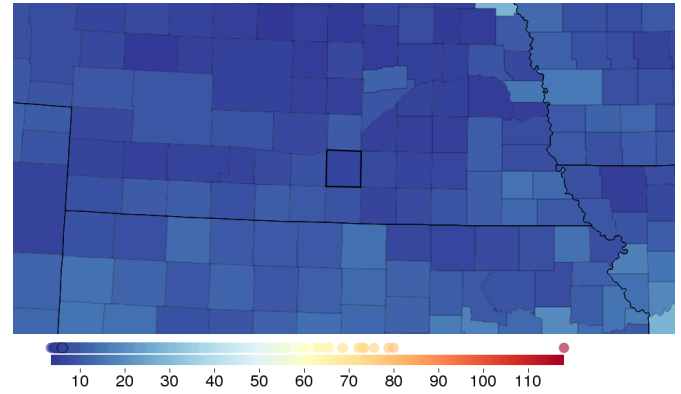


Fig. 22: Male mental and substance use disorders mortality, 2014



## FINDINGS: CIRRHOSIS AND OTHER CHRONIC LIVER DISEASES MORTALITY

Sex	Adams County	Nebraska	National	National rank	% change 1980-2014
Female	8.0	10.5	11.8	167	+3.0
Male	15.3	18.9	22.2	460	-7.1

rate per 100,000 population, age-standardized, 2014

Fig. 23: Female cirrhosis and other chronic liver diseases mortality, 2014

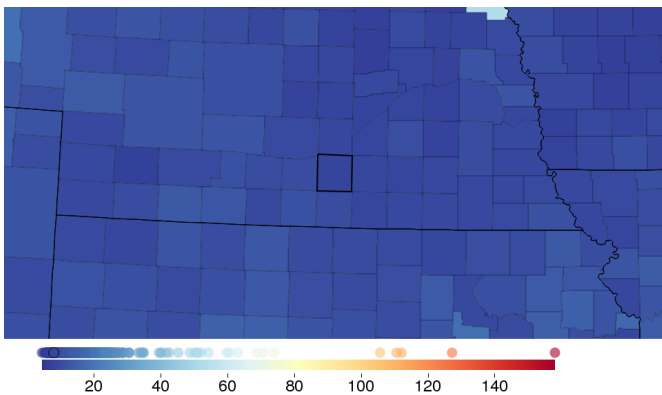
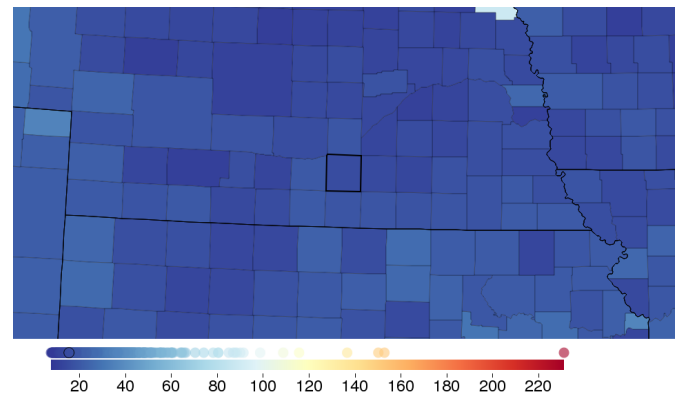


Fig. 24: Male cirrhosis and other chronic liver diseases mortality, 2014



## FINDINGS: HEAVY DRINKING

Sex	Adams County	Nebraska	National	National rank	% change 2005-2012
Female	6.8	7.4	6.7	2202	+74.3
Male	12.7	12.7	9.9	2460	+36.0

prevalence (%), age-standardized, 2012

Fig. 25: Female heavy drinking, 2012

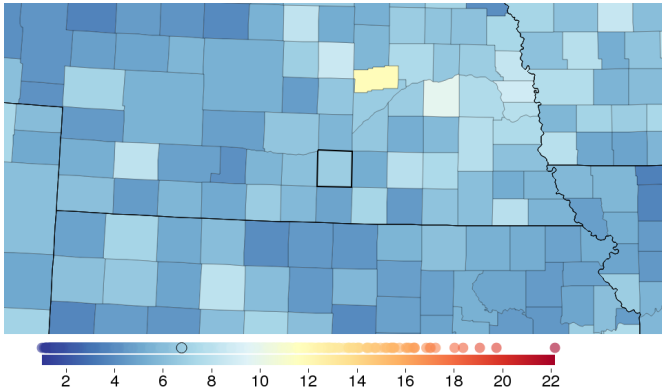
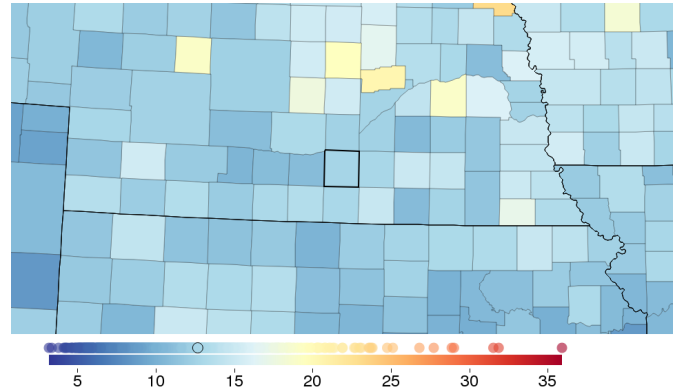


Fig. 26: Male heavy drinking, 2012



## FINDINGS: BINGE DRINKING

Sex	Adams County	Nebraska	National	National rank	% change 2002-2012
Female	14.7	16.0	12.4	2455	+16.5
Male	30.7	31.2	24.5	2601	+13.4

prevalence (%), age-standardized, 2012

Fig. 27: Female binge drinking, 2012

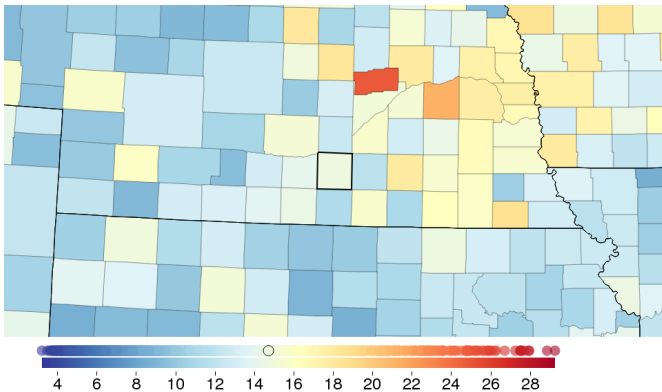
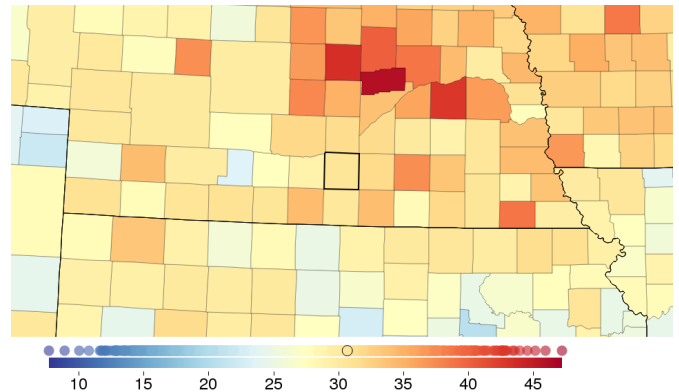


Fig. 28: Male binge drinking, 2012



## FINDINGS: SMOKING

Sex	Adams County	Nebraska	National	National rank	% change 1996-2012
Female	18.7	19.5	17.9	692	-12.1
Male	22.3	22.6	22.2	643	-21.6

prevalence (%), age-standardized, 2012

Fig. 29: Female smoking, 2012

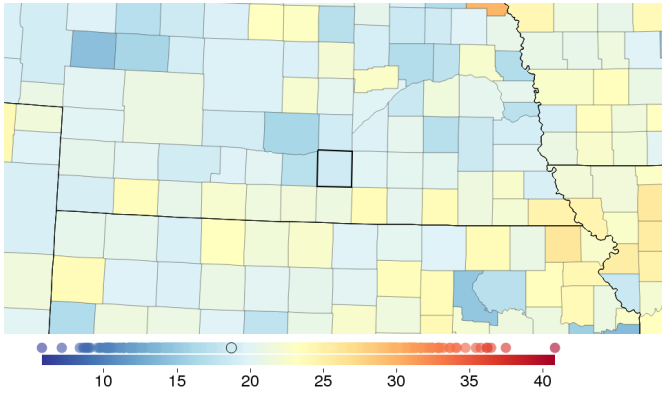
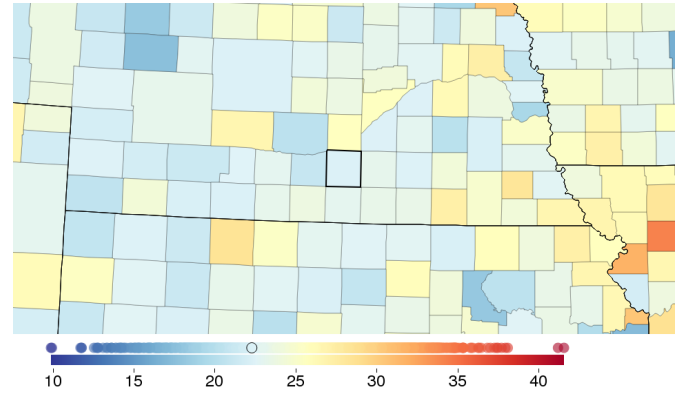


Fig. 30: Male smoking, 2012



## FINDINGS: OBESITY

Sex	Adams County	Nebraska	National	National rank	% change 2001-2011
Female	35.2	36.5	36.1	671	+30.3
Male	37.0	36.1	33.8	1397	+25.1

prevalence (%), age-standardized, 2011

Fig. 31: Female obesity, 2011

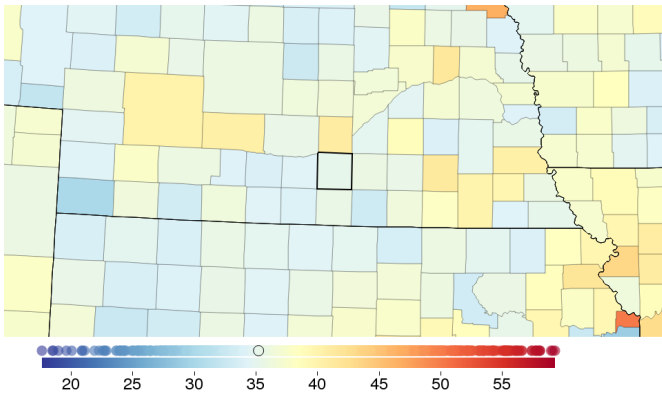
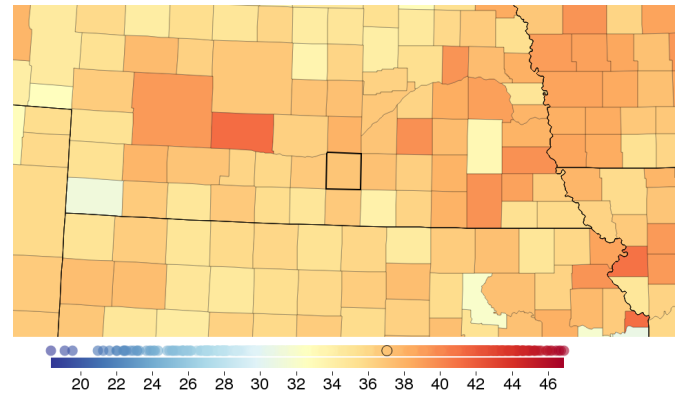


Fig. 32: Male obesity, 2011





## FINDINGS: RECOMMENDED PHYSICAL ACTIVITY

Sex	Adams County	Nebraska	National	National rank	% change 2001-2011
Female	55.2	52.7	52.6	716	+14.5
Male	54.0	53.7	56.3	1469	-3.5

prevalence (%), age-standardized, 2011

Fig. 33: Female recommended physical activity, 2011

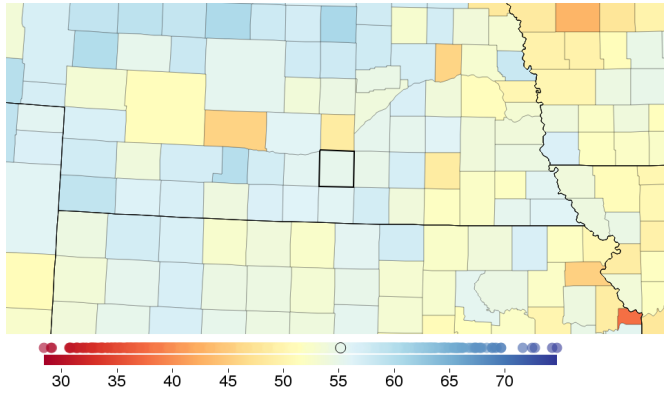
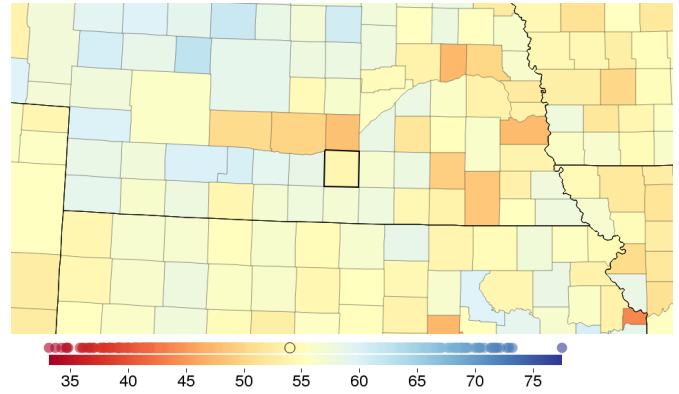


Fig. 34: Male recommended physical activity, 2011



### CITATION:

Institute for Health Metrics and Evaluation (IHME),  
US County Profile: Adams County, Nebraska.  
Seattle, WA: IHME, 2016.

Institute for Health Metrics and Evaluation  
2301 Fifth Ave., Suite 600  
Seattle, WA 98121 USA

Telephone: +1-206-897-2800  
E-mail: [engage@healthdata.org](mailto:engage@healthdata.org)  
[www.healthdata.org](http://www.healthdata.org)

