

COUNTY PROFILE: Geneva County, Alabama

US COUNTY PERFORMANCE

The Institute for Health Metrics and Evaluation (IHME) at the University of Washington analyzed the performance of all 3,142 US counties or county-equivalents in terms of life expectancy at birth, mortality rates for select causes, alcohol use, smoking prevalence, obesity prevalence, and recommended physical activity using novel small area estimation techniques and the most up-to-date county-level information.

Explore more results using the interactive US Health Map data visualization (<http://vizhub.healthdata.org/subnational/usa>).

FINDINGS: LIFE EXPECTANCY

Sex	Geneva County	Alabama	National	National rank	% change 1980-2014
Female	78.4	78.3	81.5	2467	+1.2
Male	72.8	72.9	76.7	2581	+6.6

life expectancy at birth (years), 2014

Fig. 1: Female life expectancy, 2014

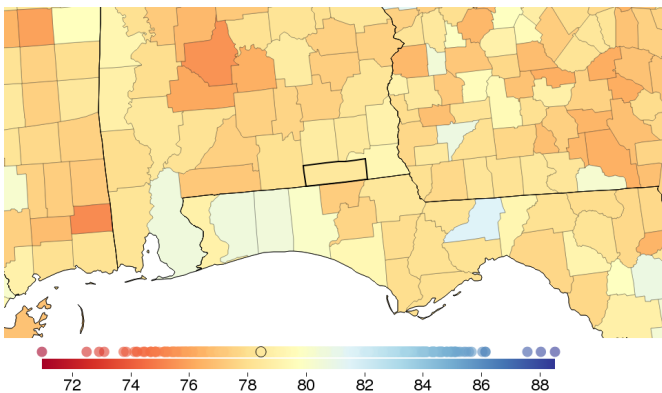
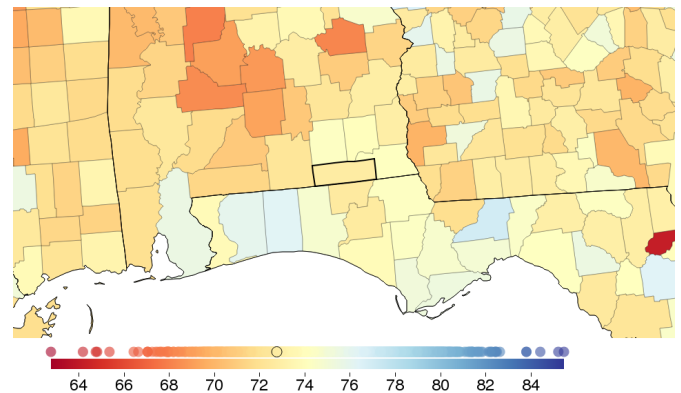


Fig. 2: Male life expectancy, 2014



FINDINGS: ALL-CAUSE MORTALITY

Sex	Geneva County	Alabama	National	National rank	% change 1980-2014
Female	841.1	841.7	667.8	2482	+2.0
Male	1269.0	1195.9	930.1	2764	-21.9

rate per 100,000 population, age-standardized, 2014

Fig. 3: Female all-cause mortality, 2014

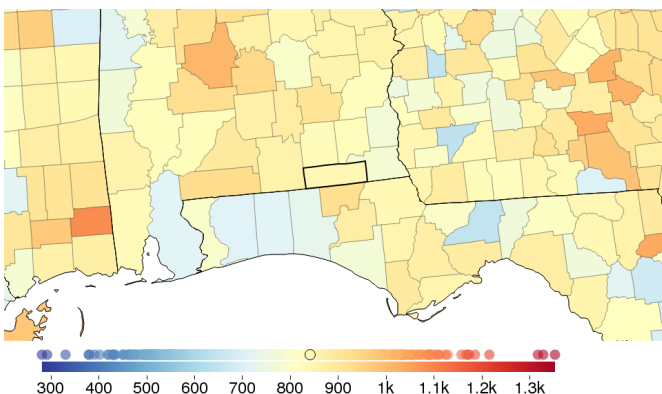
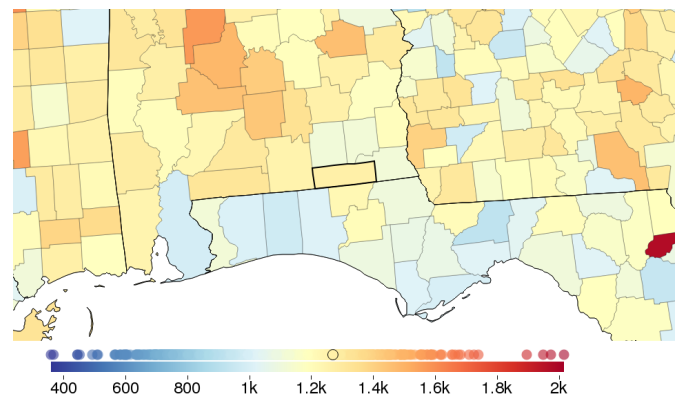


Fig. 4: Male all-cause mortality, 2014



FINDINGS: ISCHEMIC HEART DISEASE

Sex	Geneva County	Alabama	National	National rank	% change 1980-2014
Female	174.7	157.8	124.9	2565	-24.9
Male	271.2	233.7	191.5	2658	-46.8

rate per 100,000 population, age-standardized, 2014

Fig. 5: Female ischemic heart disease, 2014

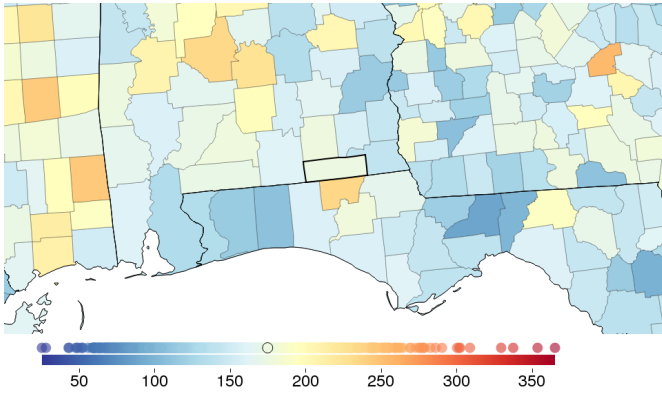
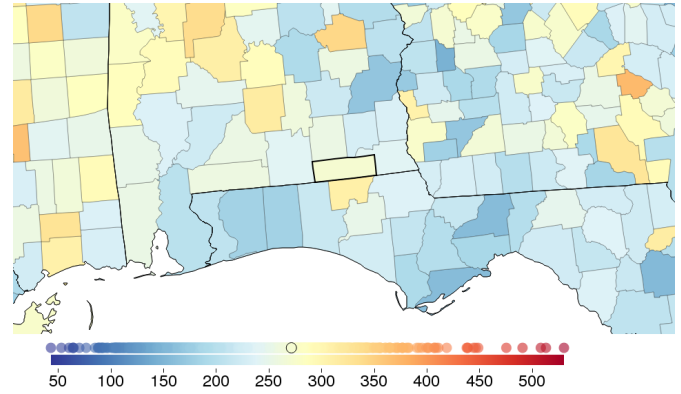


Fig. 6: Male ischemic heart disease, 2014



FINDINGS: CEREBROVASCULAR DISEASE (STROKE)

Sex	Geneva County	Alabama	National	National rank	% change 1980-2014
Female	55.3	59.8	47.4	1998	-36.1
Male	68.5	64.0	48.8	2816	-46.3

rate per 100,000 population, age-standardized, 2014

Fig. 7: Female cerebrovascular disease (stroke), 2014

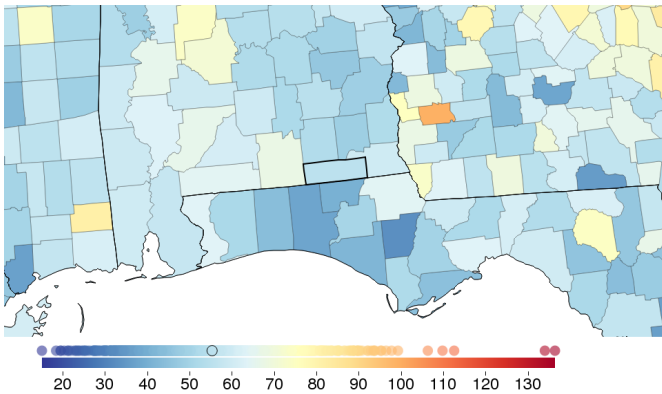
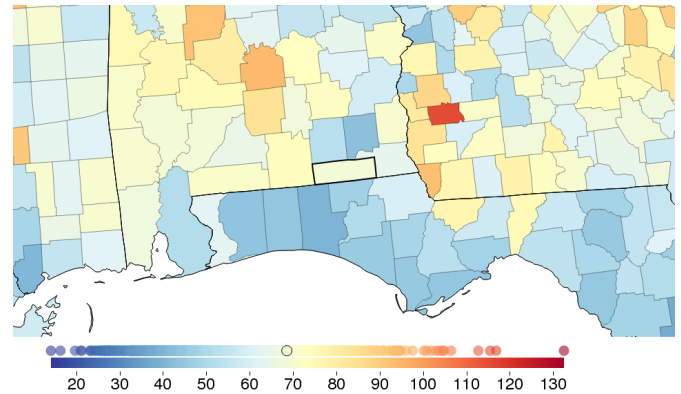


Fig. 8: Male cerebrovascular disease (stroke), 2014



FINDINGS: TRACHEAL, BRONCHUS, AND LUNG CANCER

Sex	Geneva County	Alabama	National	National rank	% change 1980-2014
Female	55.7	52.5	43.8	2339	+104.8
Male	119.8	101.0	67.6	2913	-10.5

rate per 100,000 population, age-standardized, 2014

Fig. 9: Female tracheal, bronchus, and lung cancer, 2014

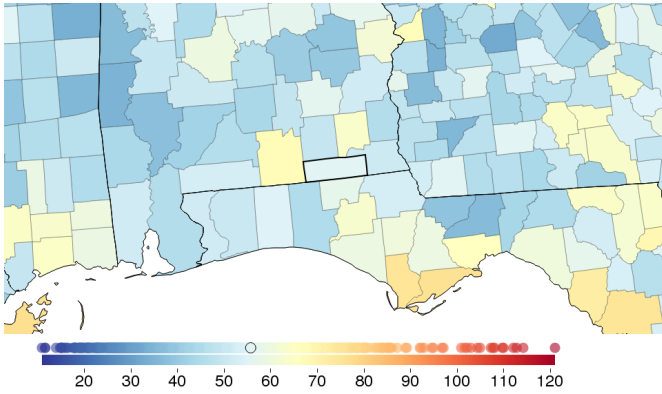
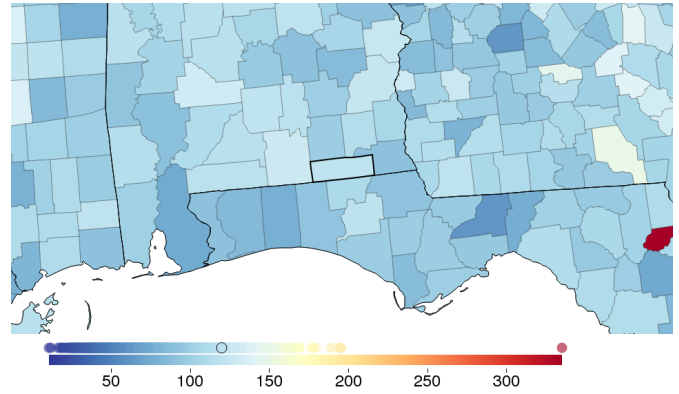


Fig. 10: Male tracheal, bronchus, and lung cancer, 2014



FINDINGS: BREAST CANCER

Sex	Geneva County	Alabama	National	National rank	% change 1980-2014
Female	26.8	30.2	25.9	1890	+4.3
Male	0.3	0.4	0.3	1472	-14.5

rate per 100,000 population, age-standardized, 2014

Fig. 11: Female breast cancer, 2014

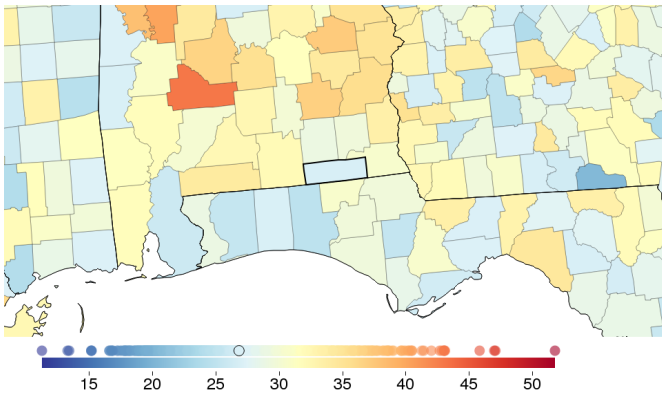
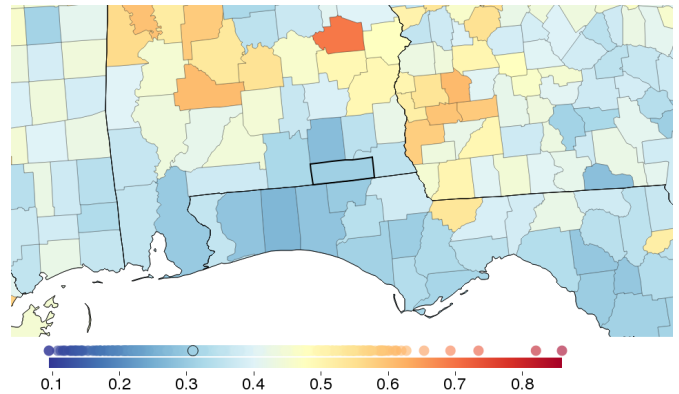


Fig. 12: Male breast cancer, 2014



FINDINGS: MALIGNANT SKIN MELANOMA

Sex	Geneva County	Alabama	National	National rank	% change 1980-2014
Female	2.4	2.1	1.9	2422	+13.1
Male	6.9	5.2	4.5	3086	+64.7

rate per 100,000 population, age-standardized, 2014

Fig. 13: Female malignant skin melanoma, 2014

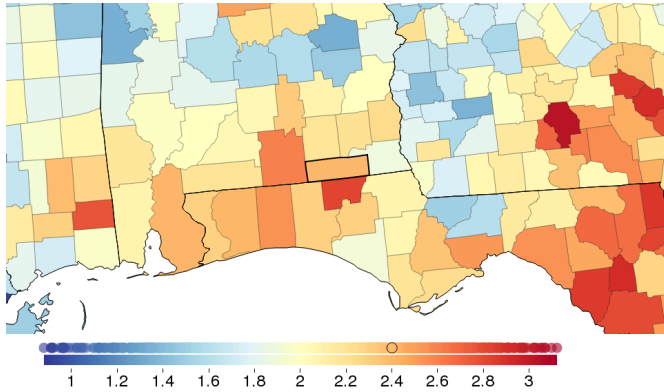
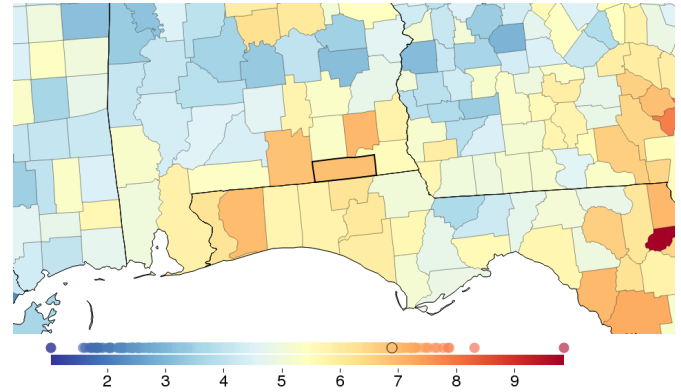


Fig. 14: Male malignant skin melanoma, 2014



FINDINGS: DIABETES, UROGENITAL, BLOOD, AND ENDOCRINE DISEASES MORTALITY

Sex	Geneva County	Alabama	National	National rank	% change 1980-2014
Female	69.3	64.3	49.6	2502	+33.5
Male	83.3	78.8	63.8	2516	+43.2

rate per 100,000 population, age-standardized, 2014

Fig. 15: Female diabetes, urogenital, blood, and endocrine diseases mortality, 2014

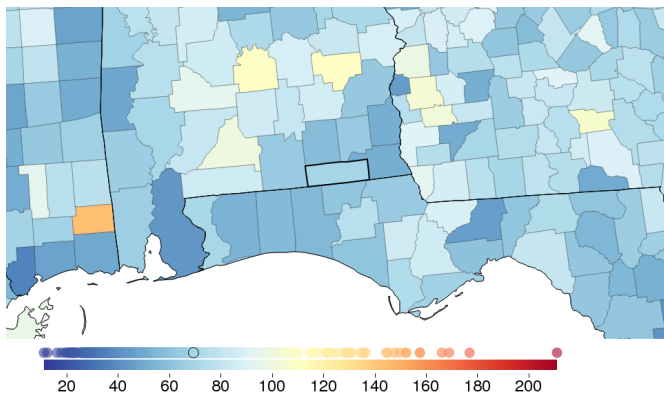
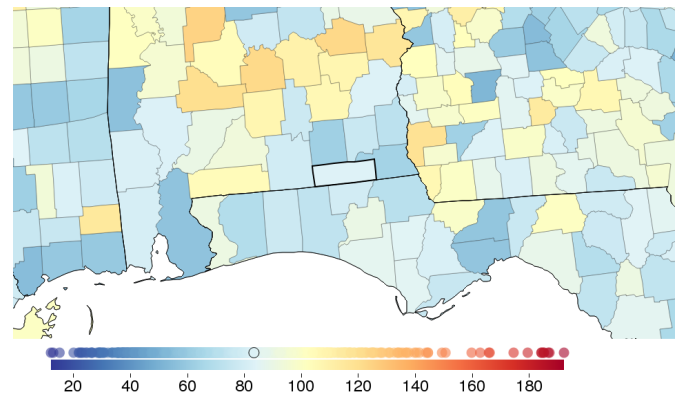


Fig. 16: Male diabetes, urogenital, blood, and endocrine diseases mortality, 2014



FINDINGS: SELF-HARM AND INTERPERSONAL VIOLENCE MORTALITY

Sex	Geneva County	Alabama	National	National rank	% change 1980-2014
Female	12.1	11.7	9.0	2439	-6.3
Male	38.0	42.8	30.9	2206	-15.1

rate per 100,000 population, age-standardized, 2014

Fig. 17: Female self-harm and interpersonal violence mortality, 2014

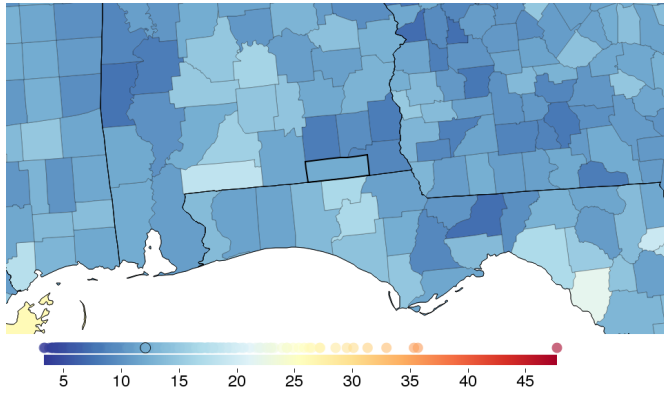
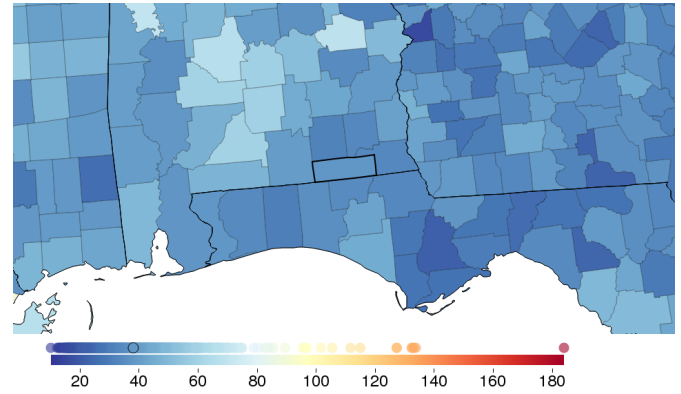


Fig. 18: Male self-harm and interpersonal violence mortality, 2014



FINDINGS: TRANSPORT INJURIES MORTALITY

Sex	Geneva County	Alabama	National	National rank	% change 1980-2014
Female	20.5	14.8	8.1	2741	-6.5
Male	39.4	34.6	19.8	2318	-39.6

rate per 100,000 population, age-standardized, 2014

Fig. 19: Female transport injuries mortality, 2014

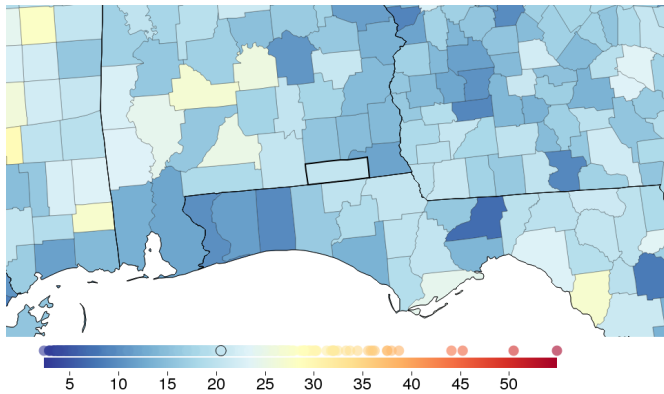
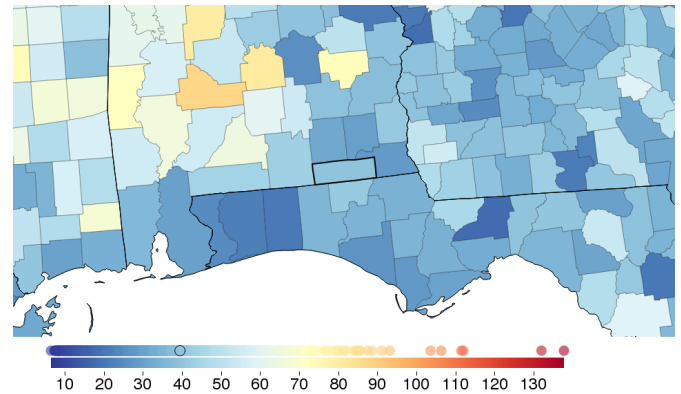


Fig. 20: Male transport injuries mortality, 2014



FINDINGS: MENTAL AND SUBSTANCE USE DISORDERS MORTALITY

Sex	Geneva County	Alabama	National	National rank	% change 1980-2014
Female	5.9	10.1	8.2	906	+236.2
Male	10.4	18.9	18.7	661	+94.9

rate per 100,000 population, age-standardized, 2014

Fig. 21: Female mental and substance use disorders mortality, 2014

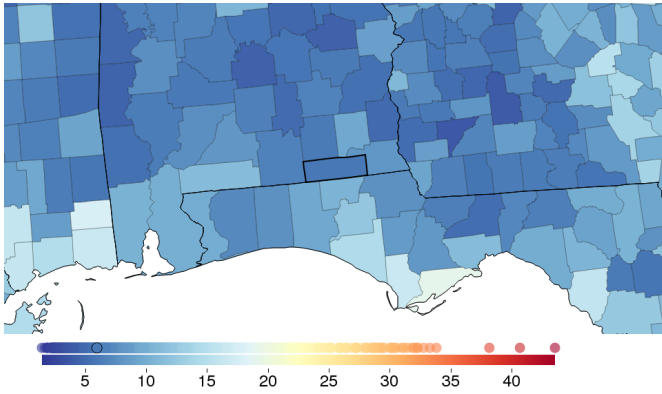
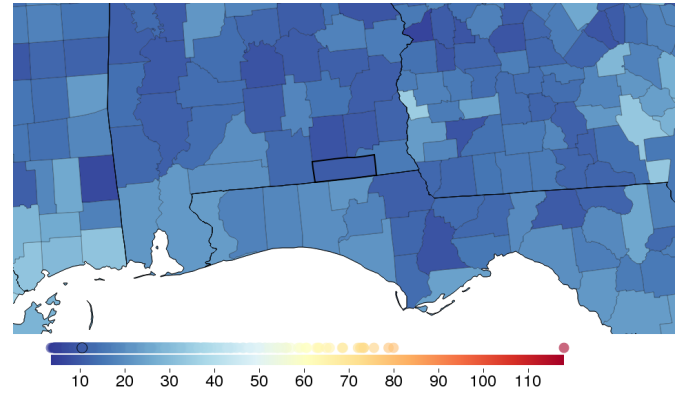


Fig. 22: Male mental and substance use disorders mortality, 2014



FINDINGS: CIRRHOSIS AND OTHER CHRONIC LIVER DISEASES MORTALITY

Sex	Geneva County	Alabama	National	National rank	% change 1980-2014
Female	15.2	15.3	11.8	2389	+30.9
Male	28.5	29.0	22.2	2436	+17.1

rate per 100,000 population, age-standardized, 2014

Fig. 23: Female cirrhosis and other chronic liver diseases mortality, 2014

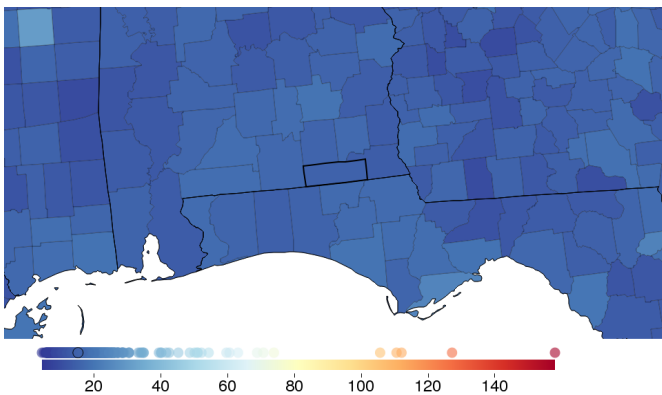
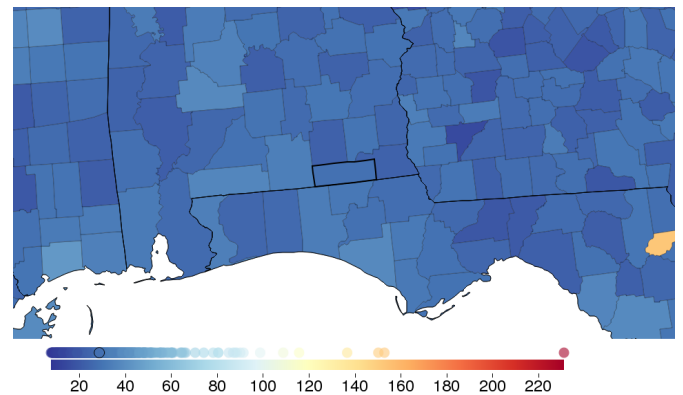


Fig. 24: Male cirrhosis and other chronic liver diseases mortality, 2014



FINDINGS: HEAVY DRINKING

Sex	Geneva County	Alabama	National	National rank	% change 2005-2012
Female	2.4	4.3	6.7	284	+19.7
Male	10.6	8.9	9.9	1712	+19.8

prevalence (%), age-standardized, 2012

Fig. 25: Female heavy drinking, 2012

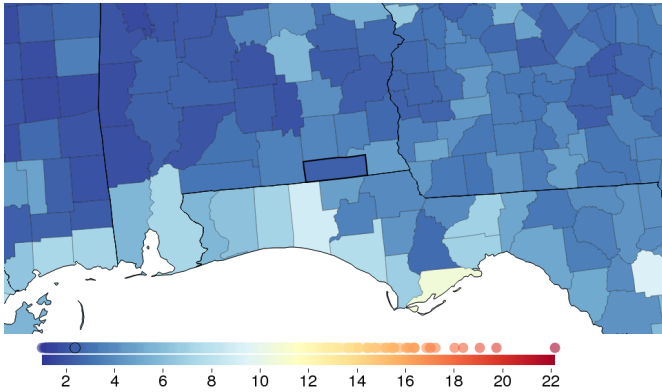
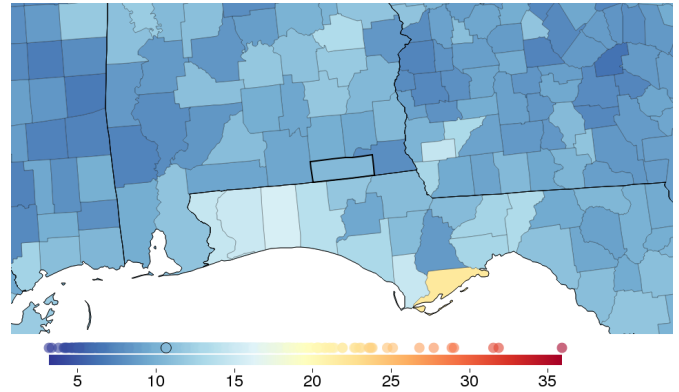


Fig. 26: Male heavy drinking, 2012



FINDINGS: BINGE DRINKING

Sex	Geneva County	Alabama	National	National rank	% change 2002-2012
Female	6.1	7.9	12.4	353	+33.2
Male	18.2	19.1	24.5	418	-2.8

prevalence (%), age-standardized, 2012

Fig. 27: Female binge drinking, 2012

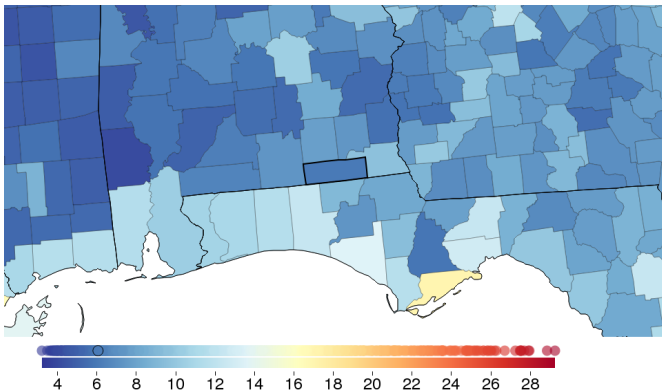
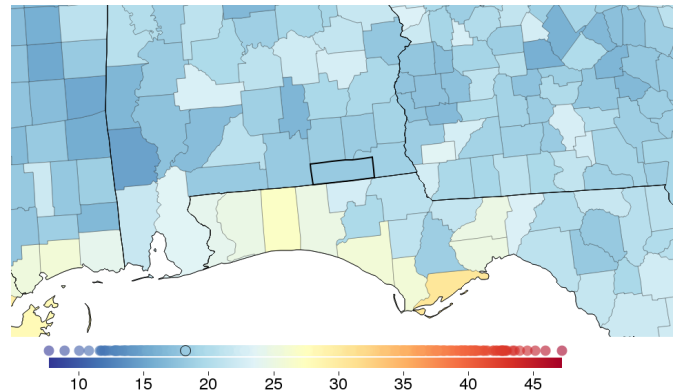


Fig. 28: Male binge drinking, 2012



FINDINGS: SMOKING

Sex	Geneva County	Alabama	National	National rank	% change 1996-2012
Female	25.5	21.0	17.9	2566	-6.8
Male	29.0	26.8	22.2	2437	-10.0

prevalence (%), age-standardized, 2012

Fig. 29: Female smoking, 2012

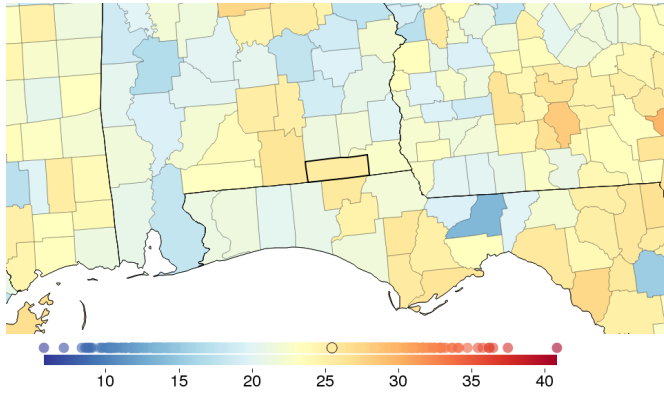
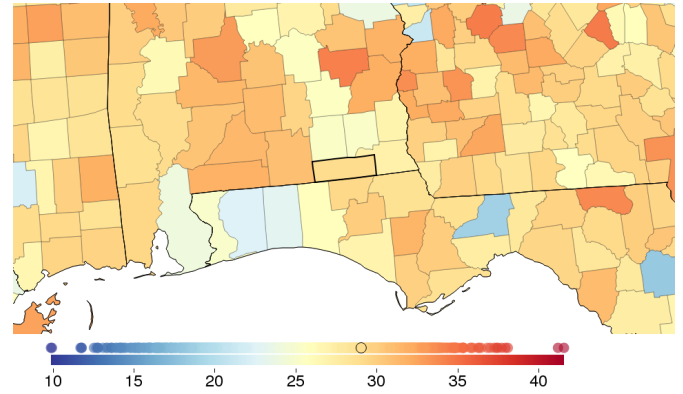


Fig. 30: Male smoking, 2012



FINDINGS: OBESITY

Sex	Geneva County	Alabama	National	National rank	% change 2001-2011
Female	43.2	42.2	36.1	2547	+14.8
Male	41.4	37.3	33.8	2875	+32.0

prevalence (%), age-standardized, 2011

Fig. 31: Female obesity, 2011

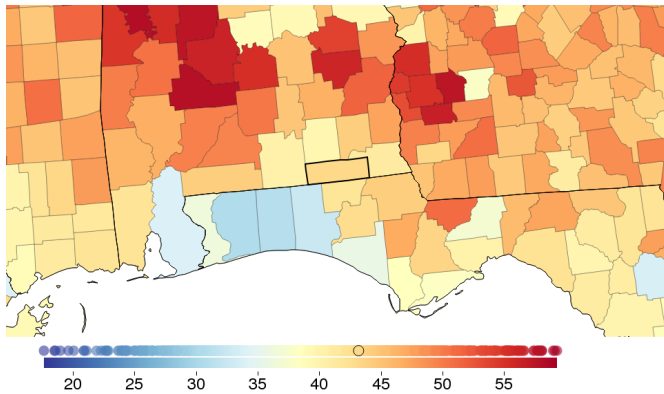
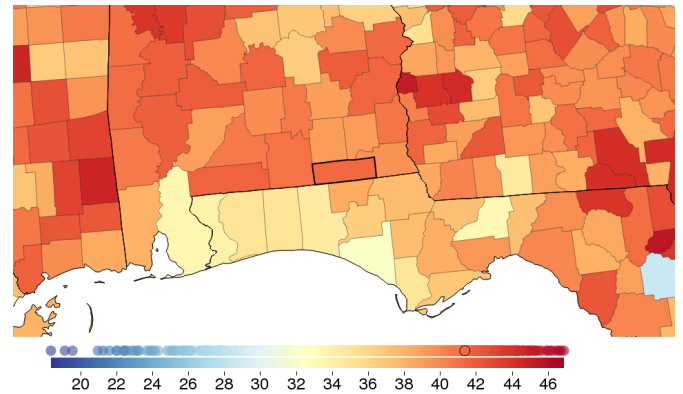


Fig. 32: Male obesity, 2011



FINDINGS: RECOMMENDED PHYSICAL ACTIVITY

Sex	Geneva County	Alabama	National	National rank	% change 2001-2011
Female	44.8	42.0	52.6	2355	+16.5
Male	44.6	49.5	56.3	2861	-2.7

prevalence (%), age-standardized, 2011

Fig. 33: Female recommended physical activity, 2011

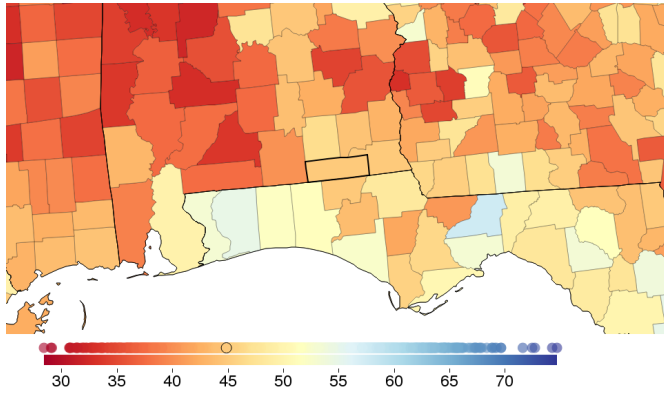
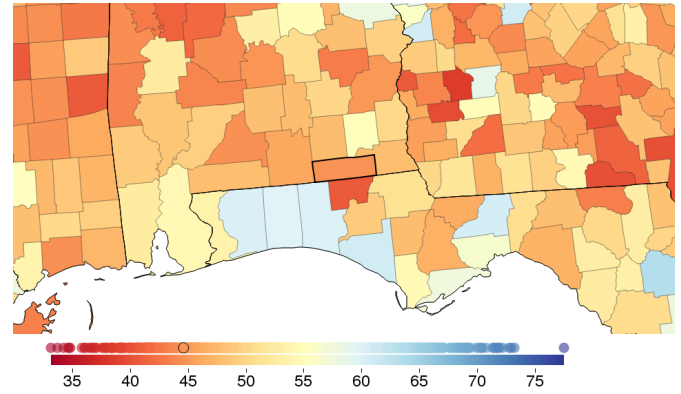


Fig. 34: Male recommended physical activity, 2011



CITATION:

Institute for Health Metrics and Evaluation (IHME),
 US County Profile: Geneva County, Alabama.
 Seattle, WA: IHME, 2016.

Institute for Health Metrics and Evaluation
 2301 Fifth Ave., Suite 600
 Seattle, WA 98121 USA

Telephone: +1-206-897-2800
 E-mail: engage@healthdata.org
www.healthdata.org

