

# COUNTY PROFILE: Howard County, Arkansas

## US COUNTY PERFORMANCE

The Institute for Health Metrics and Evaluation (IHME) at the University of Washington analyzed the performance of all 3,142 US counties or county-equivalents in terms of life expectancy at birth, mortality rates for select causes, alcohol use, smoking prevalence, obesity prevalence, and recommended physical activity using novel small area estimation techniques and the most up-to-date county-level information.

Explore more results using the interactive US Health Map data visualization (<http://vizhub.healthdata.org/subnational/usa>).

## FINDINGS: LIFE EXPECTANCY

Sex	Howard County	Arkansas	National	National rank	% change 1980-2014
Female	77.2	78.9	81.5	2899	-0.5
Male	72.5	73.5	76.7	2645	+5.2

life expectancy at birth (years), 2014

Fig. 1: Female life expectancy, 2014

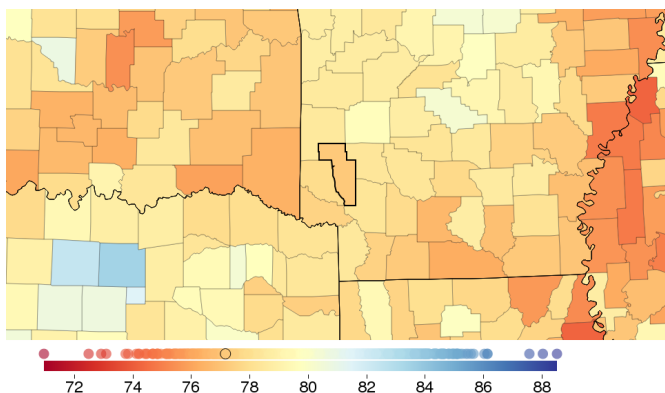
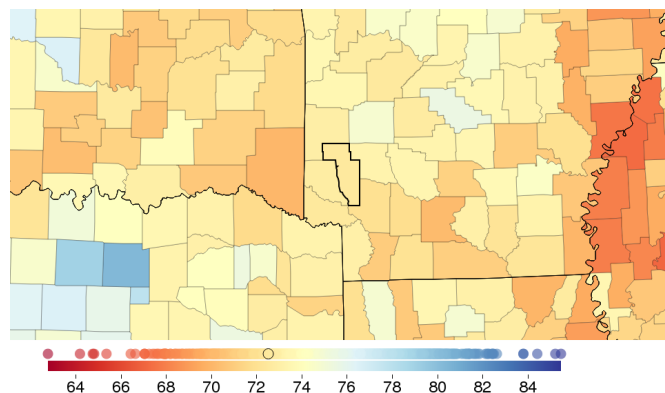


Fig. 2: Male life expectancy, 2014



## FINDINGS: ALL-CAUSE MORTALITY

Sex	Howard County	Arkansas	National	National rank	% change 1980-2014
Female	958.9	811.6	667.8	3010	+14.8
Male	1224.0	1150.3	930.1	2622	-16.5

rate per 100,000 population, age-standardized, 2014

Fig. 3: Female all-cause mortality, 2014

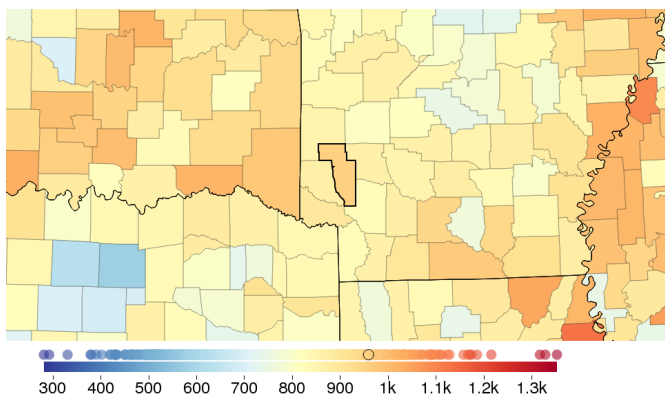
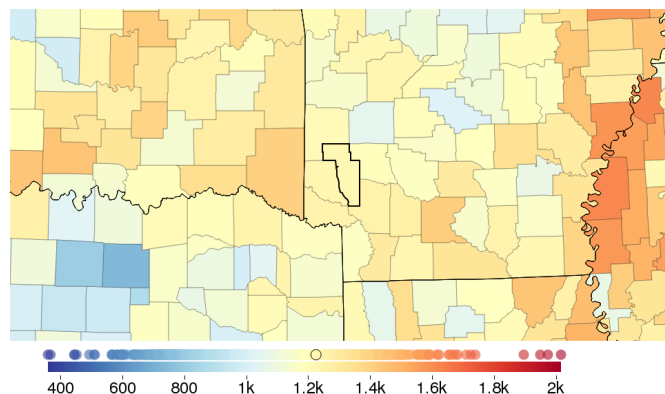


Fig. 4: Male all-cause mortality, 2014

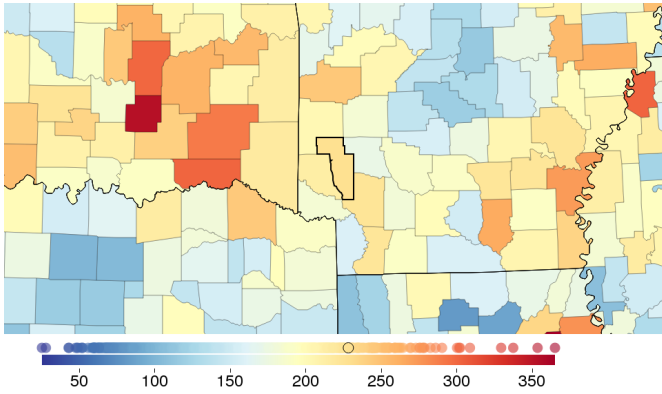


## FINDINGS: ISCHEMIC HEART DISEASE

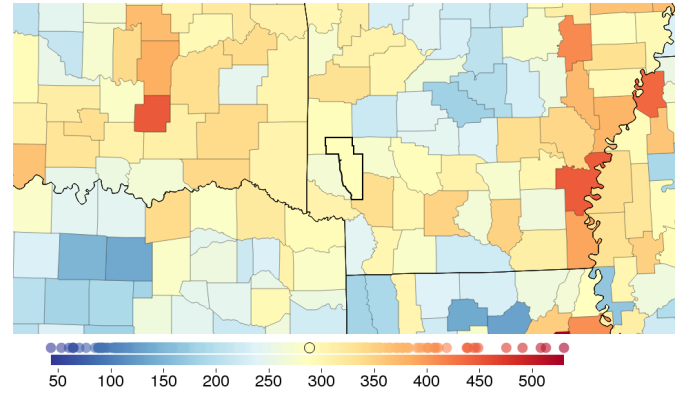
Sex	Howard County	Arkansas	National	National rank	% change 1980-2014
Female	228.1	163.2	124.9	3054	-7.0
Male	288.4	252.2	191.5	2819	-36.4

rate per 100,000 population, age-standardized, 2014

**Fig. 5: Female ischemic heart disease, 2014**



**Fig. 6: Male ischemic heart disease, 2014**

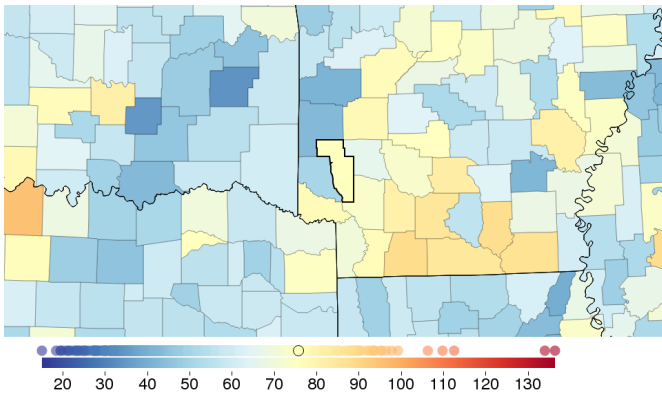


## FINDINGS: CEREBROVASCULAR DISEASE (STROKE)

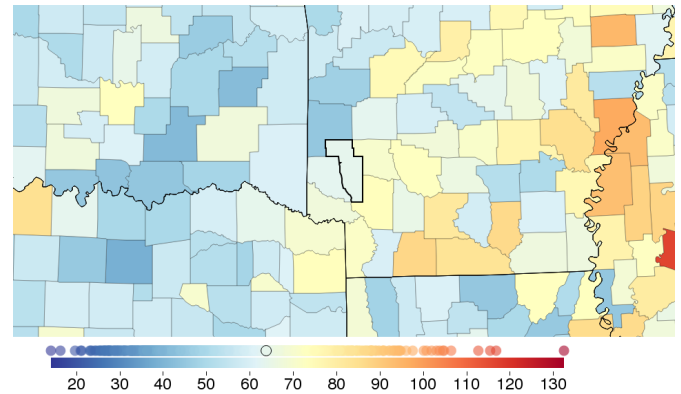
Sex	Howard County	Arkansas	National	National rank	% change 1980-2014
Female	75.7	62.0	47.4	3026	-35.6
Male	63.7	62.4	48.8	2609	-43.7

rate per 100,000 population, age-standardized, 2014

**Fig. 7: Female cerebrovascular disease (stroke), 2014**



**Fig. 8: Male cerebrovascular disease (stroke), 2014**



## FINDINGS: TRACHEAL, BRONCHUS, AND LUNG CANCER

Sex	Howard County	Arkansas	National	National rank	% change 1980-2014
Female	63.3	53.2	43.8	2812	+77.9
Male	116.7	97.4	67.6	2854	-11.1

rate per 100,000 population, age-standardized, 2014

Fig. 9: Female tracheal, bronchus, and lung cancer, 2014

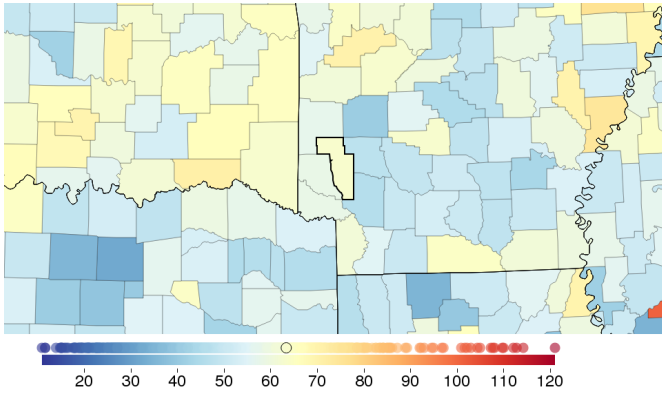
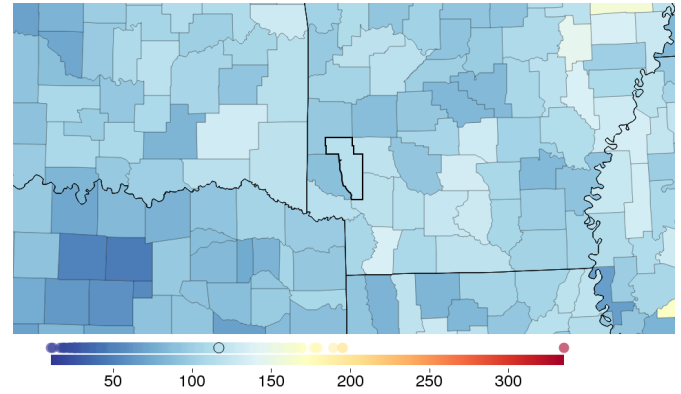


Fig. 10: Male tracheal, bronchus, and lung cancer, 2014



## FINDINGS: BREAST CANCER

Sex	Howard County	Arkansas	National	National rank	% change 1980-2014
Female	31.9	27.6	25.9	2876	+2.9
Male	0.3	0.3	0.3	2096	-17.6

rate per 100,000 population, age-standardized, 2014

Fig. 11: Female breast cancer, 2014

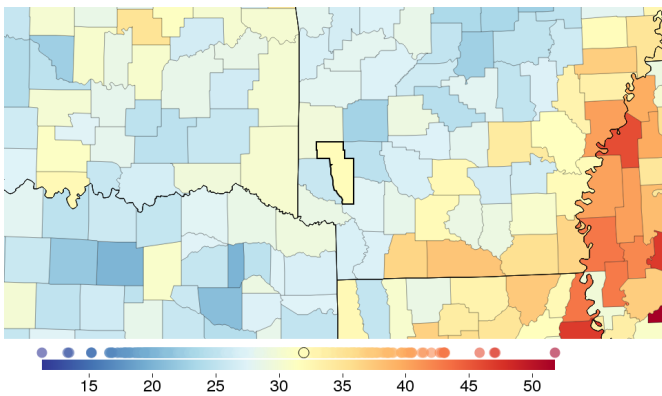
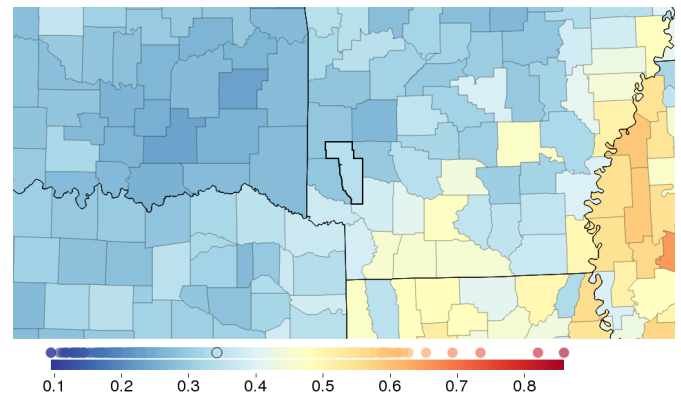


Fig. 12: Male breast cancer, 2014



## FINDINGS: MALIGNANT SKIN MELANOMA

Sex	Howard County	Arkansas	National	National rank	% change 1980-2014
Female	2.2	1.9	1.9	1707	-8.5
Male	4.4	4.7	4.5	991	+23.2

rate per 100,000 population, age-standardized, 2014

Fig. 13: Female malignant skin melanoma, 2014

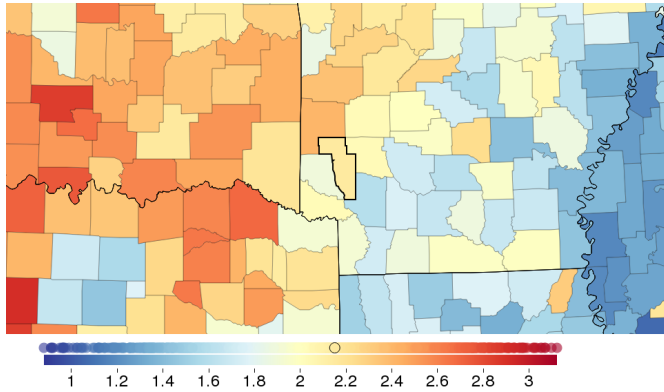
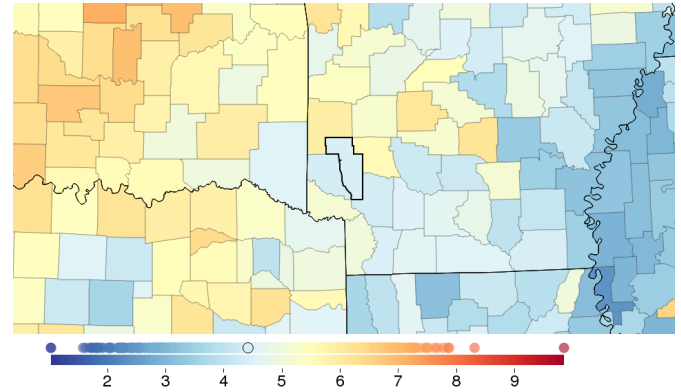


Fig. 14: Male malignant skin melanoma, 2014



## FINDINGS: DIABETES, UROGENITAL, BLOOD, AND ENDOCRINE DISEASES MORTALITY

Sex	Howard County	Arkansas	National	National rank	% change 1980-2014
Female	81.7	60.9	49.6	2883	+55.2
Male	74.2	73.7	63.8	2014	+21.7

rate per 100,000 population, age-standardized, 2014

Fig. 15: Female diabetes, urogenital, blood, and endocrine diseases mortality, 2014

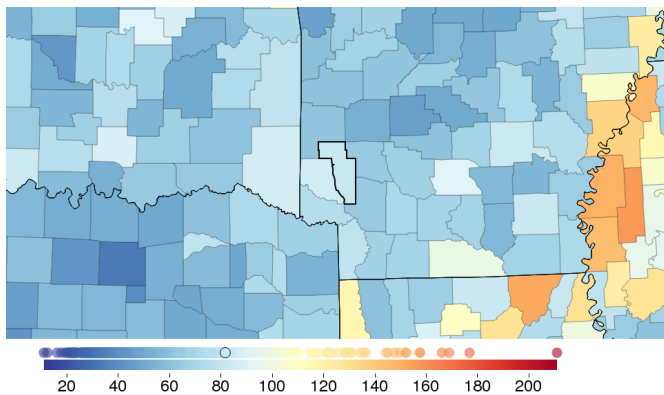
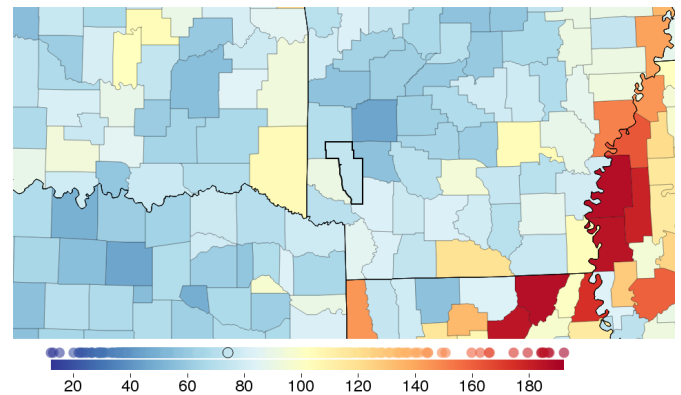


Fig. 16: Male diabetes, urogenital, blood, and endocrine diseases mortality, 2014



## FINDINGS: SELF-HARM AND INTERPERSONAL VIOLENCE MORTALITY

Sex	Howard County	Arkansas	National	National rank	% change 1980-2014
Female	12.8	13.3	9.0	2591	+14.8
Male	41.1	42.6	30.9	2472	-1.3

rate per 100,000 population, age-standardized, 2014

Fig. 17: Female self-harm and interpersonal violence mortality, 2014

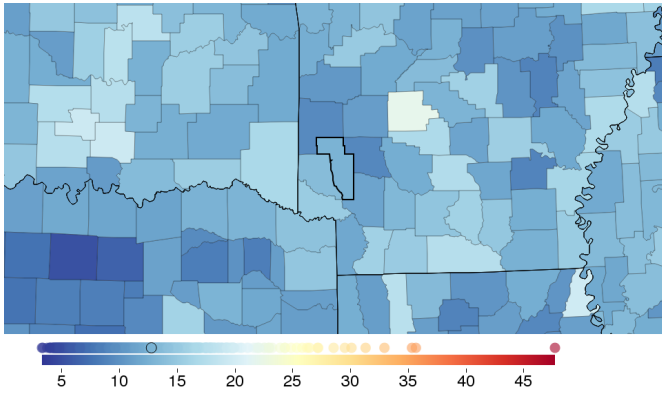
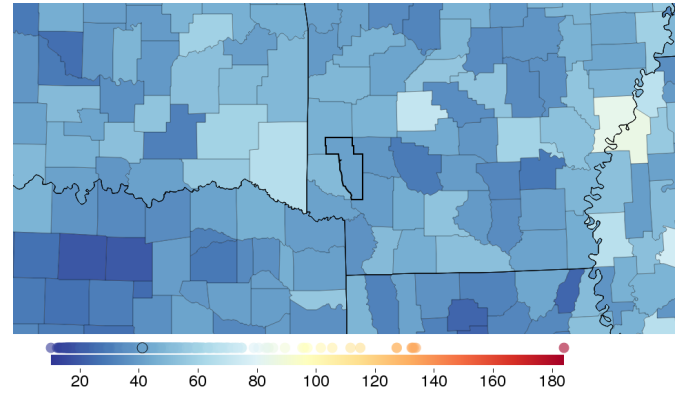


Fig. 18: Male self-harm and interpersonal violence mortality, 2014



## FINDINGS: TRANSPORT INJURIES MORTALITY

Sex	Howard County	Arkansas	National	National rank	% change 1980-2014
Female	19.9	14.5	8.1	2666	+7.7
Male	53.6	33.6	19.8	2940	-21.3

rate per 100,000 population, age-standardized, 2014

Fig. 19: Female transport injuries mortality, 2014

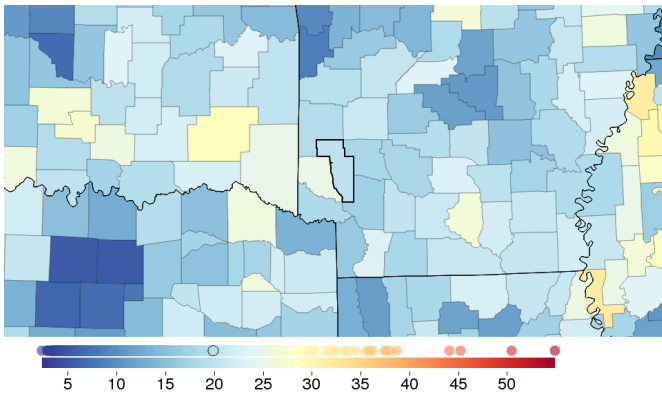
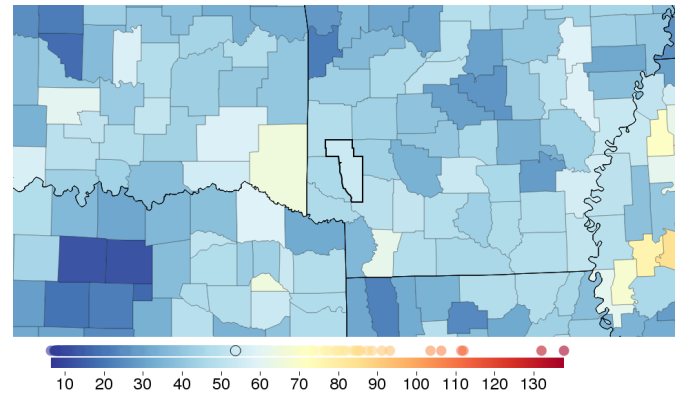


Fig. 20: Male transport injuries mortality, 2014



## FINDINGS: MENTAL AND SUBSTANCE USE DISORDERS MORTALITY

Sex	Howard County	Arkansas	National	National rank	% change 1980-2014
Female	5.8	7.1	8.2	845	+550.8
Male	13.0	15.1	18.7	1138	+256.3

rate per 100,000 population, age-standardized, 2014

Fig. 21: Female mental and substance use disorders mortality, 2014

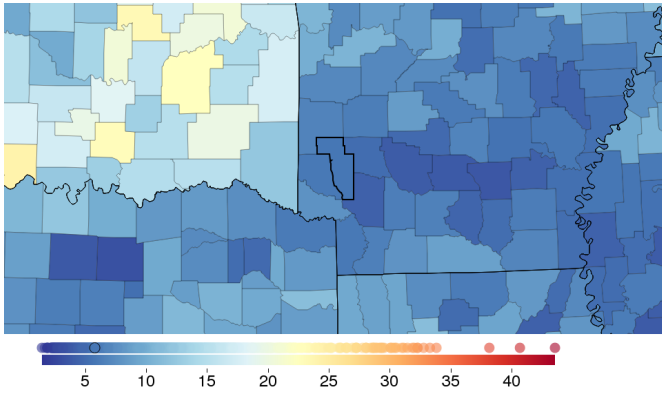
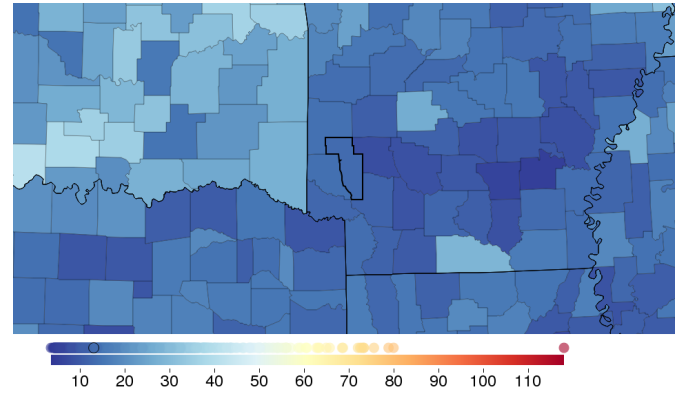


Fig. 22: Male mental and substance use disorders mortality, 2014



## FINDINGS: CIRRHOSIS AND OTHER CHRONIC LIVER DISEASES MORTALITY

Sex	Howard County	Arkansas	National	National rank	% change 1980-2014
Female	16.7	13.8	11.8	2662	+49.7
Male	25.3	24.5	22.2	2053	+34.3

rate per 100,000 population, age-standardized, 2014

Fig. 23: Female cirrhosis and other chronic liver diseases mortality, 2014

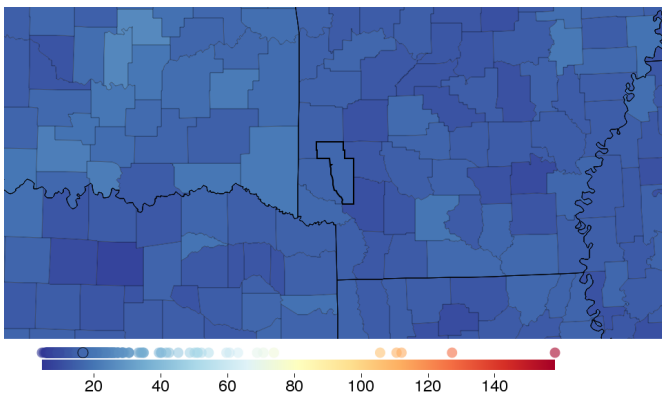
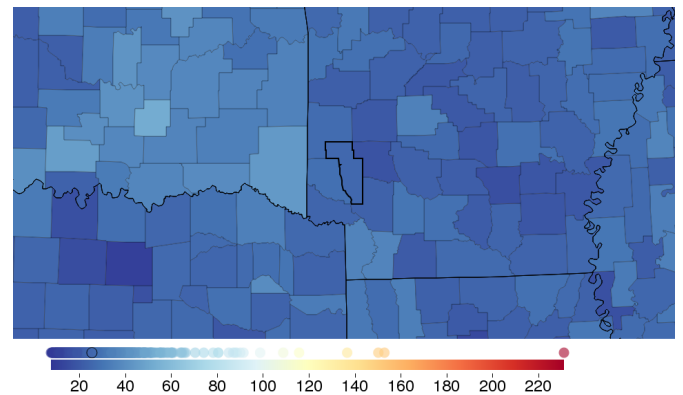


Fig. 24: Male cirrhosis and other chronic liver diseases mortality, 2014



## FINDINGS: HEAVY DRINKING

Sex	Howard County	Arkansas	National	National rank	% change 2005-2012
Female	3.5	5.1	6.7	749	+78.4
Male	8.1	8.8	9.9	599	+18.9

prevalence (%), age-standardized, 2012

Fig. 25: Female heavy drinking, 2012

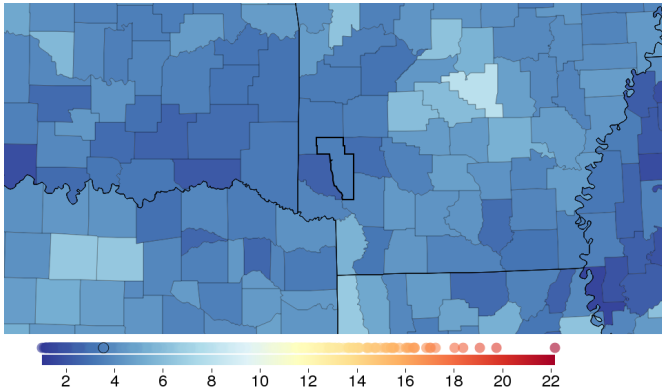
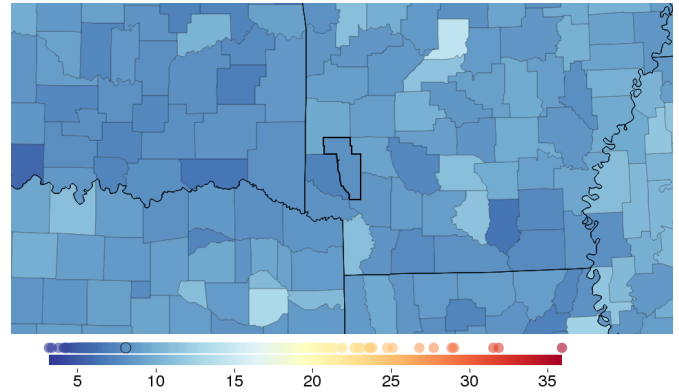


Fig. 26: Male heavy drinking, 2012



## FINDINGS: BINGE DRINKING

Sex	Howard County	Arkansas	National	National rank	% change 2002-2012
Female	7.1	9.0	12.4	616	+25.5
Male	18.8	20.4	24.5	508	+2.1

prevalence (%), age-standardized, 2012

Fig. 27: Female binge drinking, 2012

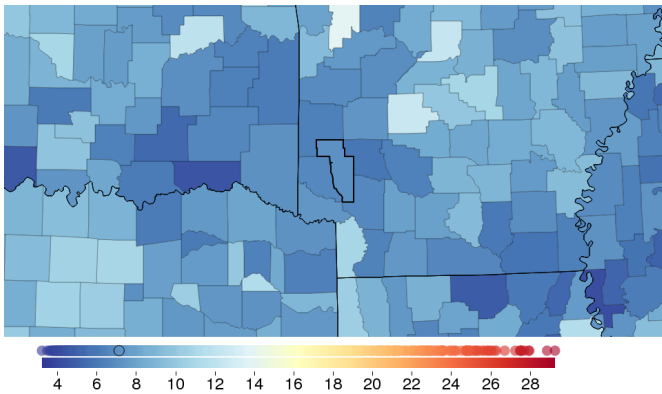
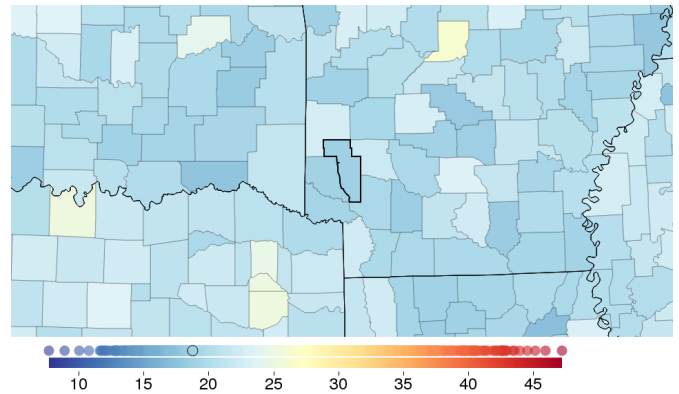


Fig. 28: Male binge drinking, 2012



## FINDINGS: SMOKING

Sex	Howard County	Arkansas	National	National rank	% change 1996-2012
Female	25.2	23.6	17.9	2527	-5.4
Male	30.3	27.6	22.2	2719	-5.0

prevalence (%), age-standardized, 2012

Fig. 29: Female smoking, 2012

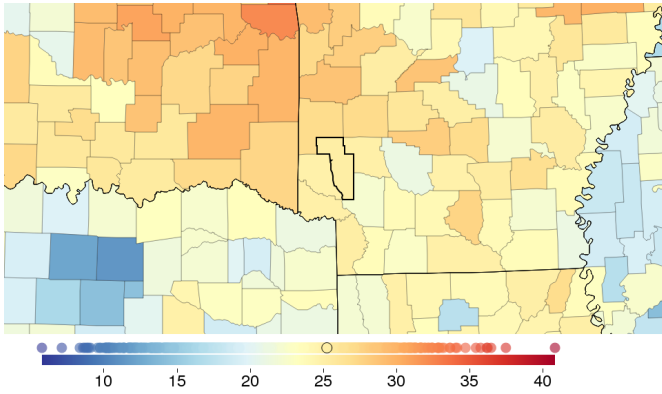
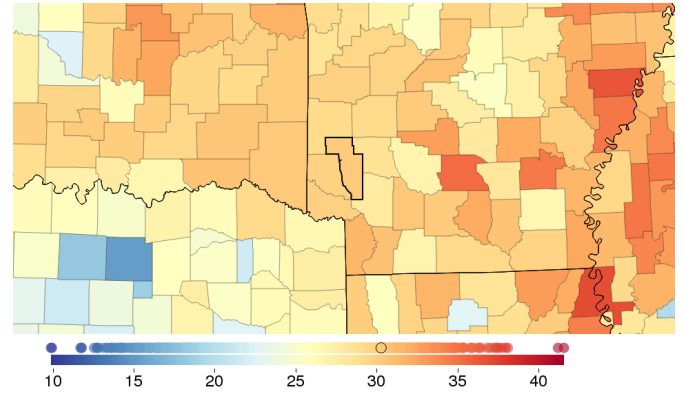


Fig. 30: Male smoking, 2012



## FINDINGS: OBESITY

Sex	Howard County	Arkansas	National	National rank	% change 2001-2011
Female	43.7	39.3	36.1	2612	+26.7
Male	41.5	37.2	33.8	2894	+40.7

prevalence (%), age-standardized, 2011

Fig. 31: Female obesity, 2011

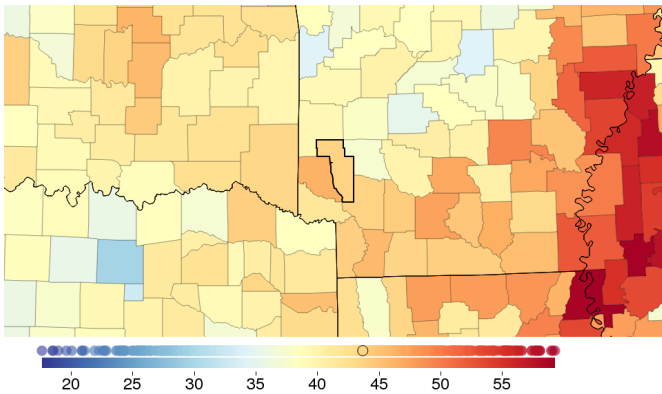
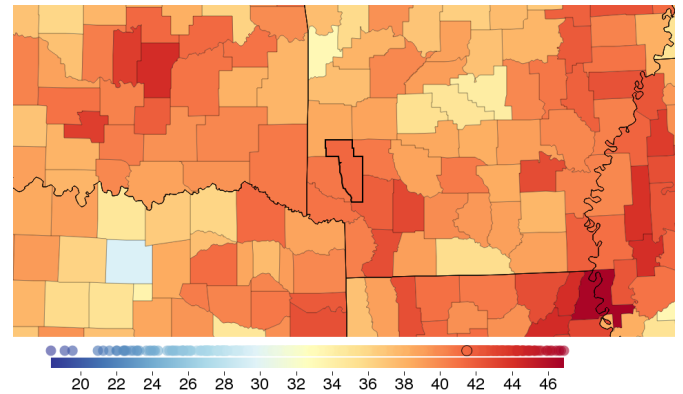


Fig. 32: Male obesity, 2011





## FINDINGS: RECOMMENDED PHYSICAL ACTIVITY

Sex	Howard County	Arkansas	National	National rank	% change 2001-2011
Female	44.6	45.2	52.6	2376	+12.3
Male	47.5	51.3	56.3	2571	-0.4

prevalence (%), age-standardized, 2011

Fig. 33: Female recommended physical activity, 2011

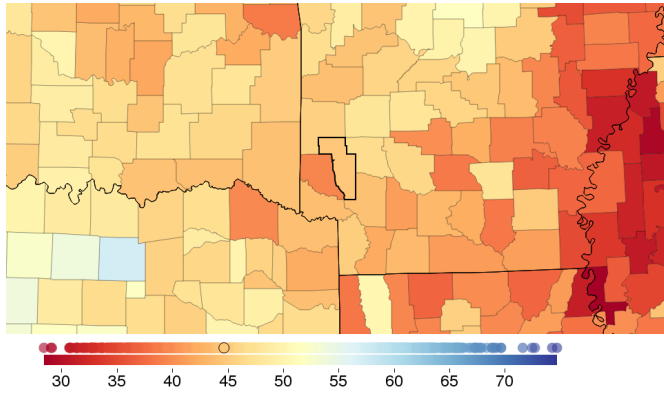
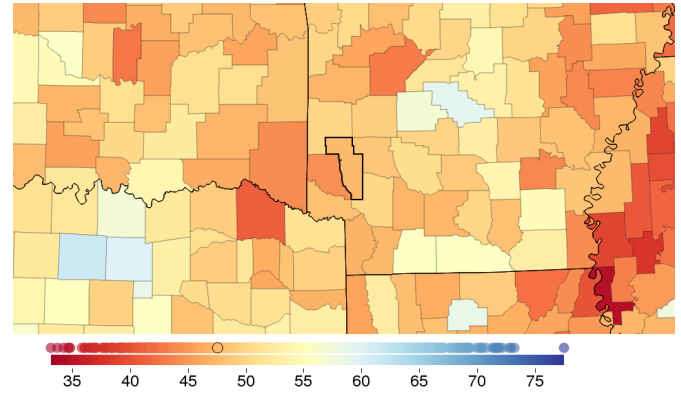


Fig. 34: Male recommended physical activity, 2011



### CITATION:

Institute for Health Metrics and Evaluation (IHME),  
 US County Profile: Howard County, Arkansas.  
 Seattle, WA: IHME, 2016.

Institute for Health Metrics and Evaluation  
 2301 Fifth Ave., Suite 600  
 Seattle, WA 98121 USA

Telephone: +1-206-897-2800  
 E-mail: [engage@healthdata.org](mailto:engage@healthdata.org)  
[www.healthdata.org](http://www.healthdata.org)

