

# COUNTY PROFILE: Lafourche Parish, Louisiana

## US COUNTY PERFORMANCE

The Institute for Health Metrics and Evaluation (IHME) at the University of Washington analyzed the performance of all 3,142 US counties or county-equivalents in terms of life expectancy at birth, mortality rates for select causes, alcohol use, smoking prevalence, obesity prevalence, and recommended physical activity using novel small area estimation techniques and the most up-to-date county-level information.

Explore more results using the interactive US Health Map data visualization (<http://vizhub.healthdata.org/subnational/usa>).

## FINDINGS: LIFE EXPECTANCY

Sex	Lafourche Parish	Louisiana	National	National rank	% change 1980-2014
Female	79.4	78.6	81.5	2075	+2.8
Male	74.4	73.1	76.7	2086	+7.8

life expectancy at birth (years), 2014

Fig. 1: Female life expectancy, 2014

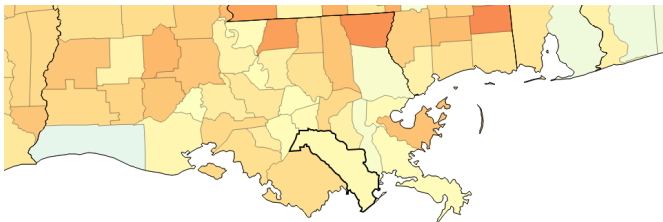
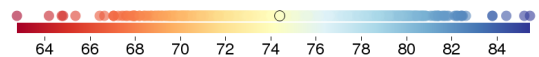
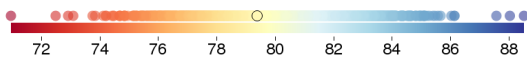
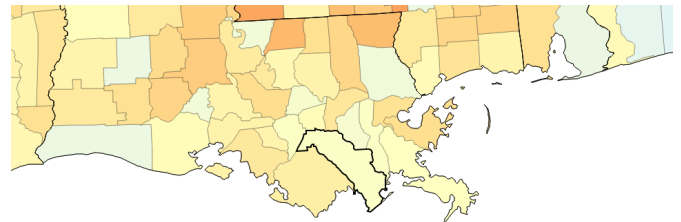


Fig. 2: Male life expectancy, 2014



## FINDINGS: ALL-CAUSE MORTALITY

Sex	Lafourche Parish	Louisiana	National	National rank	% change 1980-2014
Female	767.4	817.9	667.8	1925	-9.4
Male	1079.1	1161.0	930.1	2002	-28.0

rate per 100,000 population, age-standardized, 2014

Fig. 3: Female all-cause mortality, 2014

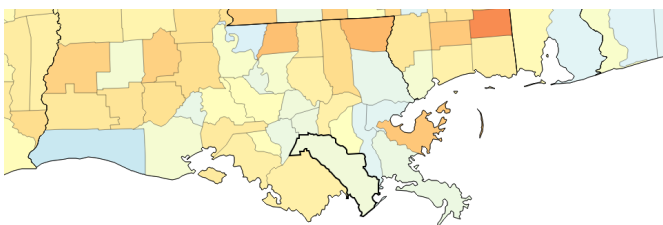
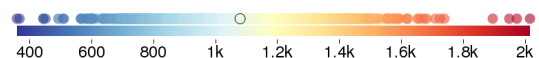
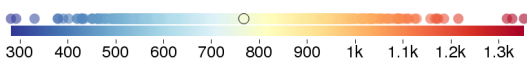
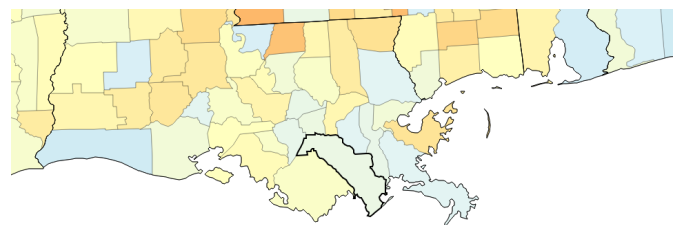


Fig. 4: Male all-cause mortality, 2014



## FINDINGS: ISCHEMIC HEART DISEASE

Sex	Lafourche Parish	Louisiana	National	National rank	% change 1980-2014
Female	138.4	149.8	124.9	1734	-47.8
Male	222.0	234.0	191.5	1895	-56.0

rate per 100,000 population, age-standardized, 2014

Fig. 5: Female ischemic heart disease, 2014

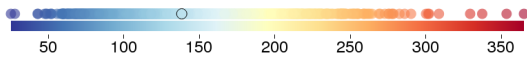
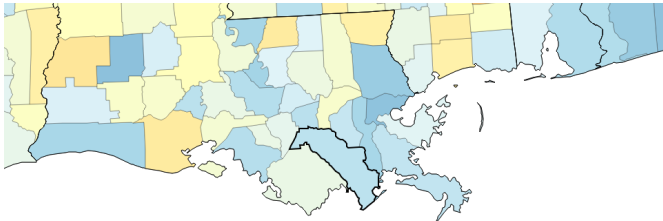
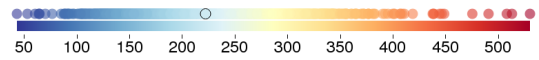
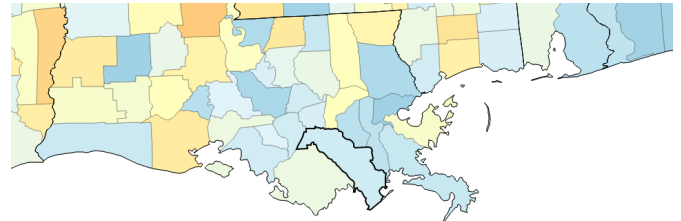


Fig. 6: Male ischemic heart disease, 2014



## FINDINGS: CEREBROVASCULAR DISEASE (STROKE)

Sex	Lafourche Parish	Louisiana	National	National rank	% change 1980-2014
Female	49.9	53.5	47.4	1418	-39.1
Male	47.4	56.9	48.8	1045	-60.3

rate per 100,000 population, age-standardized, 2014

Fig. 7: Female cerebrovascular disease (stroke), 2014

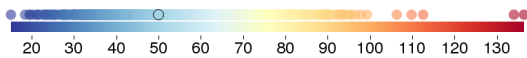
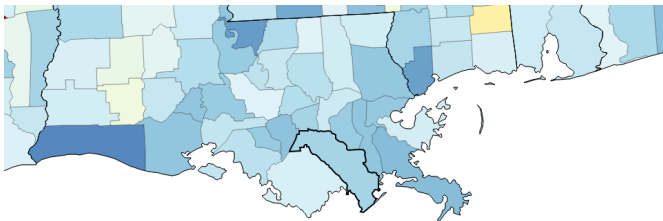
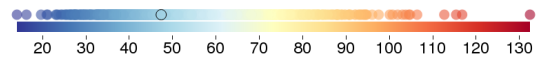
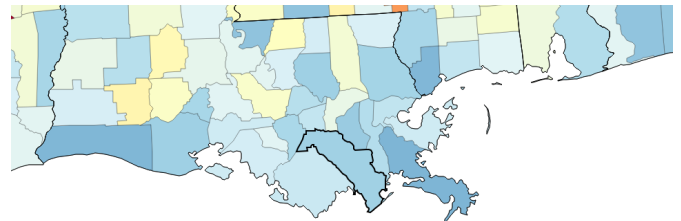


Fig. 8: Male cerebrovascular disease (stroke), 2014



## FINDINGS: TRACHEAL, BRONCHUS, AND LUNG CANCER

Sex	Lafourche Parish	Louisiana	National	National rank	% change 1980-2014
Female	48.7	50.3	43.8	1689	+66.3
Male	84.0	89.7	67.6	1877	-36.6

rate per 100,000 population, age-standardized, 2014

Fig. 9: Female tracheal, bronchus, and lung cancer, 2014

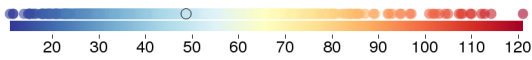
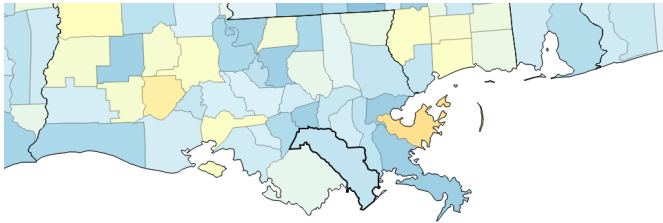
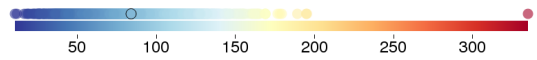
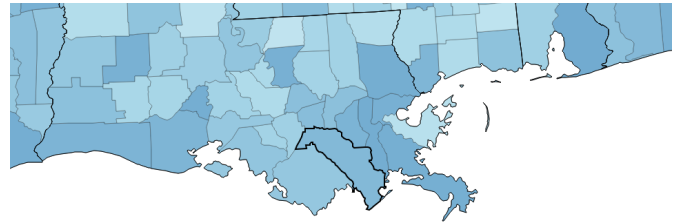


Fig. 10: Male tracheal, bronchus, and lung cancer, 2014



## FINDINGS: BREAST CANCER

Sex	Lafourche Parish	Louisiana	National	National rank	% change 1980-2014
Female	31.7	31.7	25.9	2844	+11.8
Male	0.4	0.5	0.3	2459	-4.3

rate per 100,000 population, age-standardized, 2014

Fig. 11: Female breast cancer, 2014

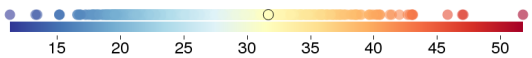
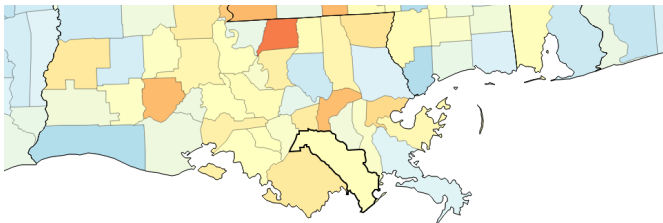
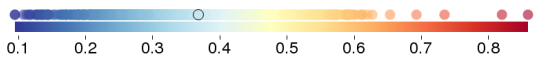
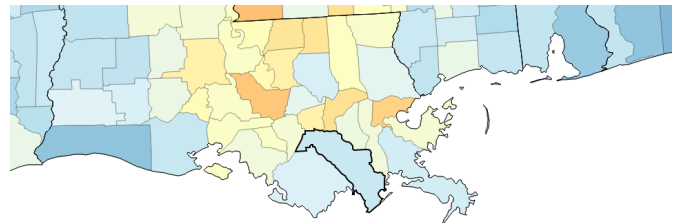


Fig. 12: Male breast cancer, 2014



## FINDINGS: MALIGNANT SKIN MELANOMA

Sex	Lafourche Parish	Louisiana	National	National rank	% change 1980-2014
Female	1.8	1.5	1.9	538	-10.3
Male	3.6	3.7	4.5	328	+13.1

rate per 100,000 population, age-standardized, 2014

Fig. 13: Female malignant skin melanoma, 2014

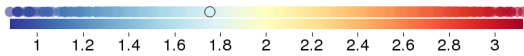
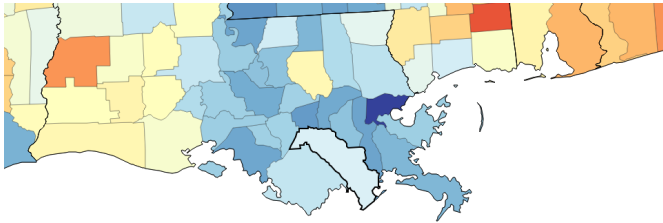
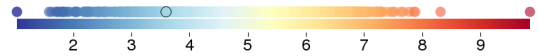
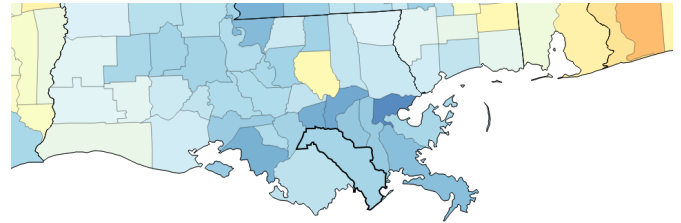


Fig. 14: Male malignant skin melanoma, 2014



## FINDINGS: DIABETES, UROGENITAL, BLOOD, AND ENDOCRINE DISEASES MORTALITY

Sex	Lafourche Parish	Louisiana	National	National rank	% change 1980-2014
Female	78.4	73.7	49.6	2813	+26.4
Male	82.1	88.9	63.8	2453	+25.8

rate per 100,000 population, age-standardized, 2014

Fig. 15: Female diabetes, urogenital, blood, and endocrine diseases mortality, 2014

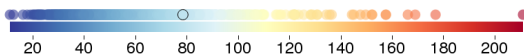
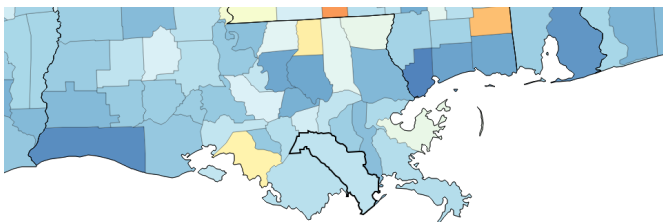
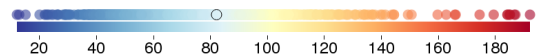
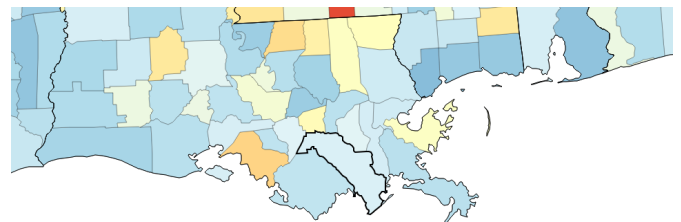


Fig. 16: Male diabetes, urogenital, blood, and endocrine diseases mortality, 2014



## FINDINGS: SELF-HARM AND INTERPERSONAL VIOLENCE MORTALITY

Sex	Lafourche Parish	Louisiana	National	National rank	% change 1980-2014
Female	9.6	11.8	9.0	1581	-17.6
Male	33.4	44.0	30.9	1662	+4.2

rate per 100,000 population, age-standardized, 2014

Fig. 17: Female self-harm and interpersonal violence mortality, 2014

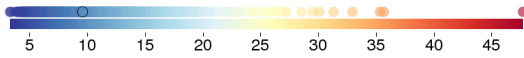
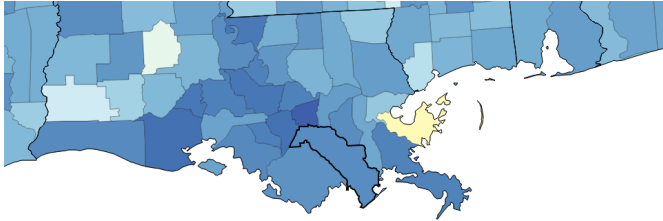

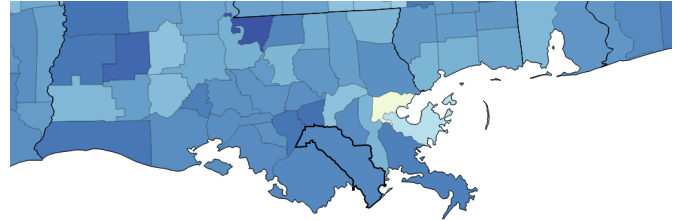


Fig. 18: Male self-harm and interpersonal violence mortality, 2014



## FINDINGS: TRANSPORT INJURIES MORTALITY

Sex	Lafourche Parish	Louisiana	National	National rank	% change 1980-2014
Female	13.5	12.7	8.1	1581	-22.9
Male	38.8	32.0	19.8	2278	-38.3

rate per 100,000 population, age-standardized, 2014

Fig. 19: Female transport injuries mortality, 2014

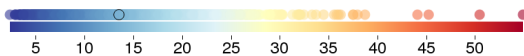
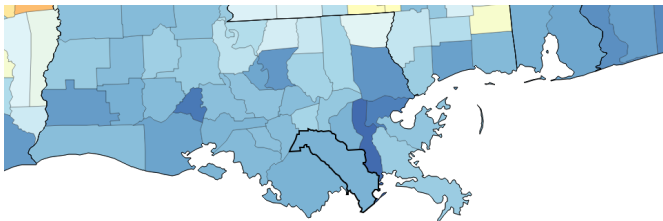
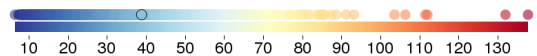
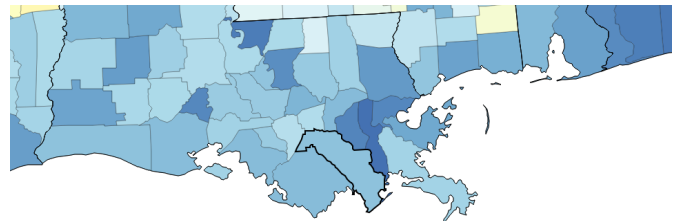


Fig. 20: Male transport injuries mortality, 2014



## FINDINGS: MENTAL AND SUBSTANCE USE DISORDERS MORTALITY

Sex	Lafourche Parish	Louisiana	National	National rank	% change 1980-2014
Female	10.6	9.6	8.2	2280	+1152.3
Male	21.2	21.6	18.7	2316	+917.2

rate per 100,000 population, age-standardized, 2014

Fig. 21: Female mental and substance use disorders mortality, 2014

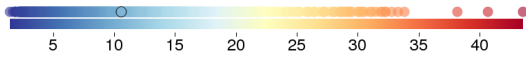
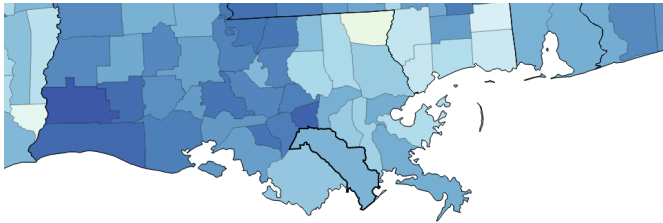
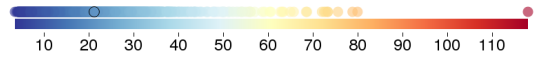
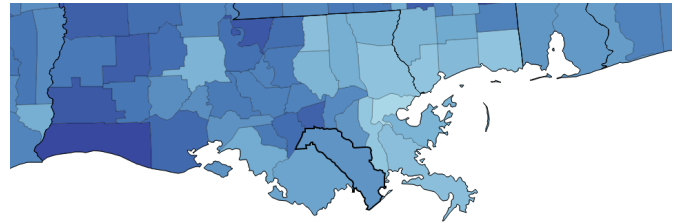


Fig. 22: Male mental and substance use disorders mortality, 2014



## FINDINGS: CIRRHOSIS AND OTHER CHRONIC LIVER DISEASES MORTALITY

Sex	Lafourche Parish	Louisiana	National	National rank	% change 1980-2014
Female	9.9	12.9	11.8	679	+7.3
Male	20.9	26.0	22.2	1323	+18.6

rate per 100,000 population, age-standardized, 2014

Fig. 23: Female cirrhosis and other chronic liver diseases mortality, 2014

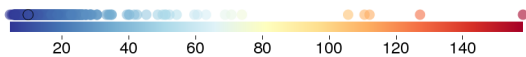
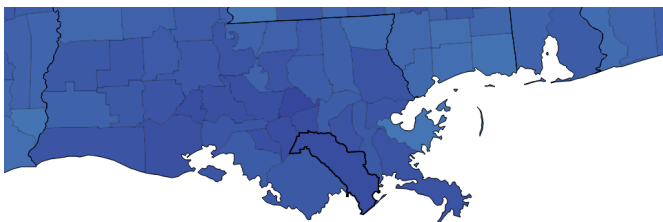
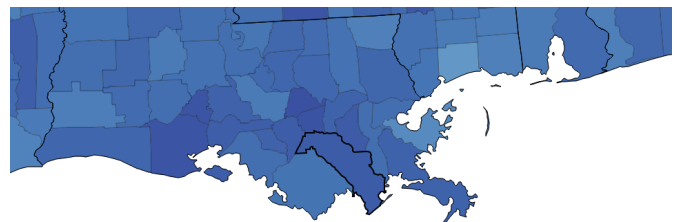


Fig. 24: Male cirrhosis and other chronic liver diseases mortality, 2014



## FINDINGS: HEAVY DRINKING

Sex	Lafourche Parish	Louisiana	National	National rank	% change 2005-2012
Female	6.2	6.1	6.7	1989	+55.8
Male	13.9	10.9	9.9	2764	+31.5

prevalence (%), age-standardized, 2012

Fig. 25: Female heavy drinking, 2012

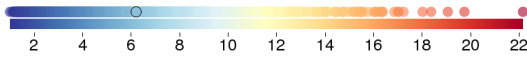
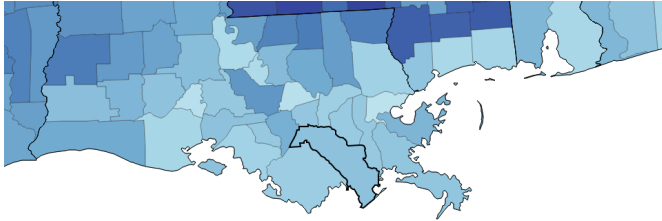
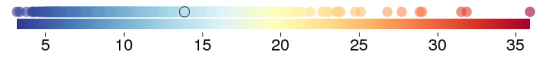
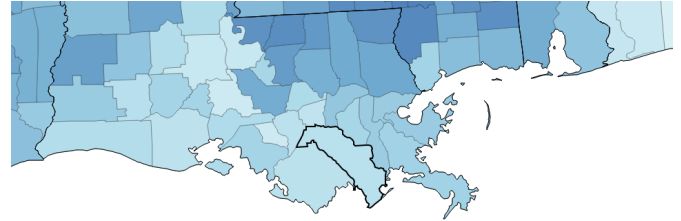


Fig. 26: Male heavy drinking, 2012



## FINDINGS: BINGE DRINKING

Sex	Lafourche Parish	Louisiana	National	National rank	% change 2002-2012
Female	14.5	11.3	12.4	2413	+20.0
Male	30.9	25.4	24.5	2625	+4.4

prevalence (%), age-standardized, 2012

Fig. 27: Female binge drinking, 2012

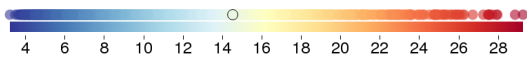
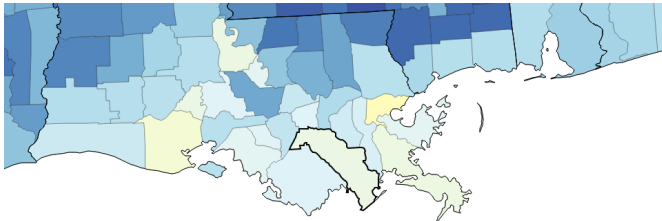
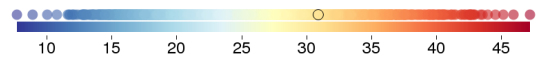
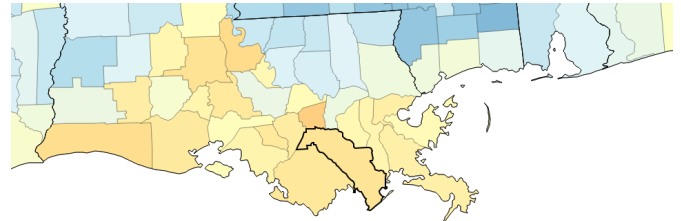


Fig. 28: Male binge drinking, 2012



## FINDINGS: SMOKING

Sex	Lafourche Parish	Louisiana	National	National rank	% change 1996-2012
Female	24.0	22.1	17.9	2220	+0.3
Male	30.2	27.9	22.2	2710	-8.6

prevalence (%), age-standardized, 2012

Fig. 29: Female smoking, 2012

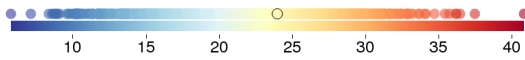
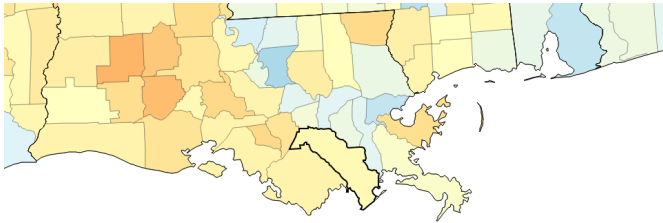
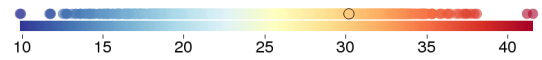
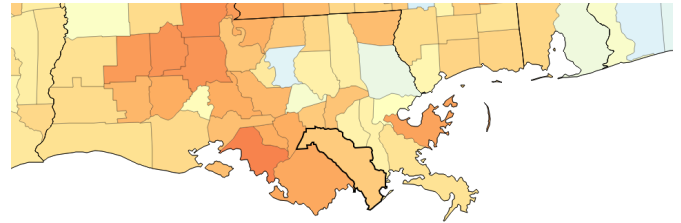


Fig. 30: Male smoking, 2012



## FINDINGS: OBESITY

Sex	Lafourche Parish	Louisiana	National	National rank	% change 2001-2011
Female	43.9	41.7	36.1	2644	+21.4
Male	45.4	39.4	33.8	3132	+38.0

prevalence (%), age-standardized, 2011

Fig. 31: Female obesity, 2011

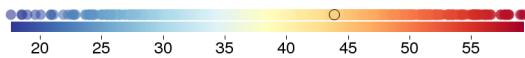
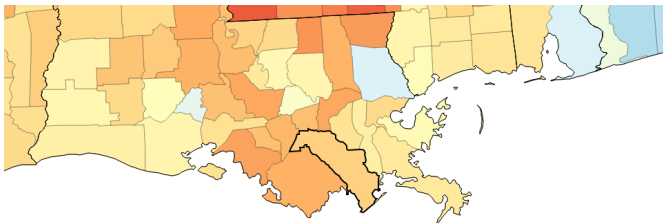
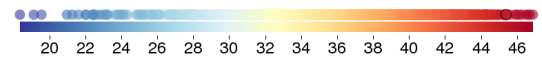
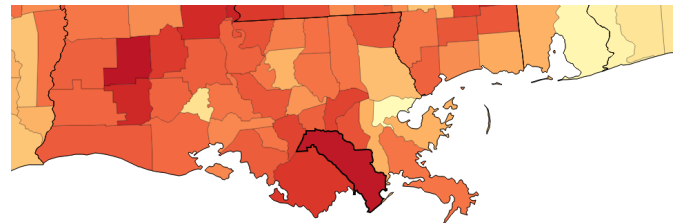


Fig. 32: Male obesity, 2011





## FINDINGS: RECOMMENDED PHYSICAL ACTIVITY

Sex	Lafourche Parish	Louisiana	National	National rank	% change 2001-2011
Female	41.5	42.8	52.6	2703	+30.2
Male	46.6	49.8	56.3	2686	+15.2

prevalence (%), age-standardized, 2011

Fig. 33: Female recommended physical activity, 2011

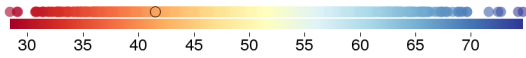
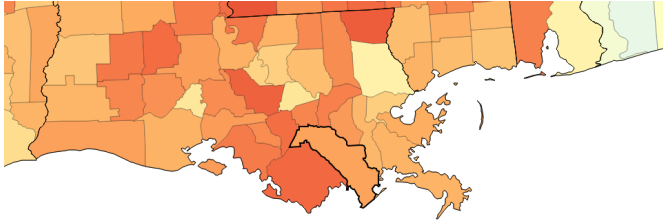
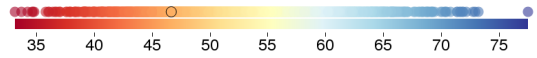
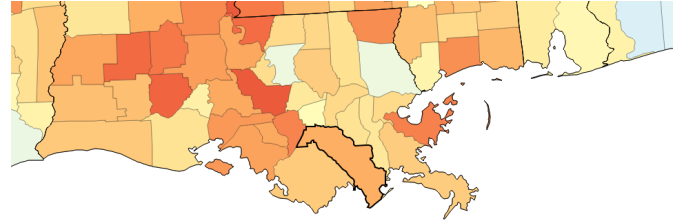


Fig. 34: Male recommended physical activity, 2011



### CITATION:

Institute for Health Metrics and Evaluation (IHME),  
 US County Profile: Lafourche Parish, Louisiana.  
 Seattle, WA: IHME, 2016.

Institute for Health Metrics and Evaluation  
 2301 Fifth Ave., Suite 600  
 Seattle, WA 98121 USA

Telephone: +1-206-897-2800  
 E-mail: [engage@healthdata.org](mailto:engage@healthdata.org)  
[www.healthdata.org](http://www.healthdata.org)

