

COUNTY PROFILE: Plaquemines Parish, Louisiana

US COUNTY PERFORMANCE

The Institute for Health Metrics and Evaluation (IHME) at the University of Washington analyzed the performance of all 3,142 US counties or county-equivalents in terms of life expectancy at birth, mortality rates for select causes, alcohol use, smoking prevalence, obesity prevalence, and recommended physical activity using novel small area estimation techniques and the most up-to-date county-level information.

Explore more results using the interactive US Health Map data visualization (<http://vizhub.healthdata.org/subnational/usa>).

FINDINGS: LIFE EXPECTANCY

Sex	Plaquemines Parish	Louisiana	National	National rank	% change 1980-2014
Female	79.6	78.6	81.5	1979	+7.1
Male	74.2	73.1	76.7	2159	+12.6

life expectancy at birth (years), 2014

Fig. 1: Female life expectancy, 2014

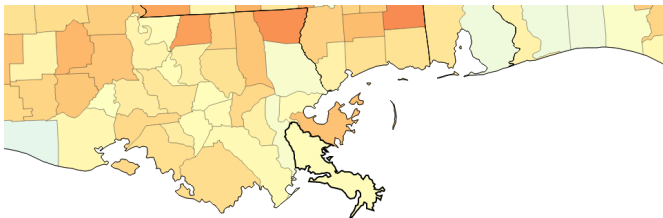
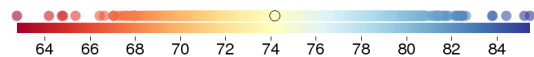
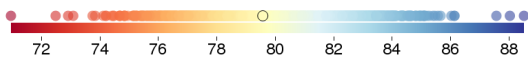
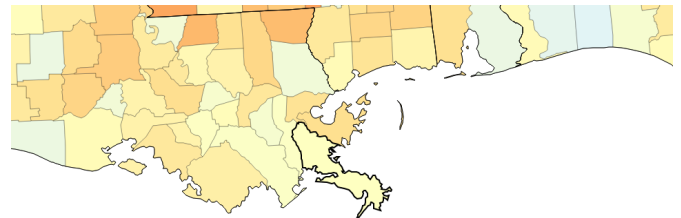


Fig. 2: Male life expectancy, 2014



FINDINGS: ALL-CAUSE MORTALITY

Sex	Plaquemines Parish	Louisiana	National	National rank	% change 1980-2014
Female	751.8	817.9	667.8	1791	-31.2
Male	1036.4	1161.0	930.1	1739	-41.7

rate per 100,000 population, age-standardized, 2014

Fig. 3: Female all-cause mortality, 2014

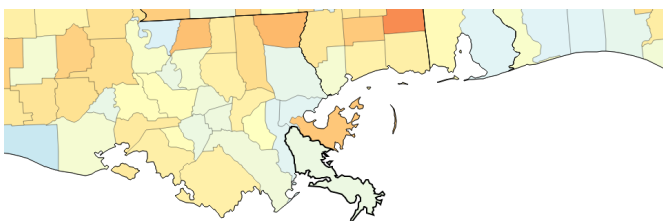
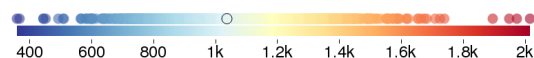
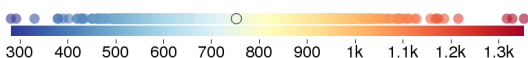
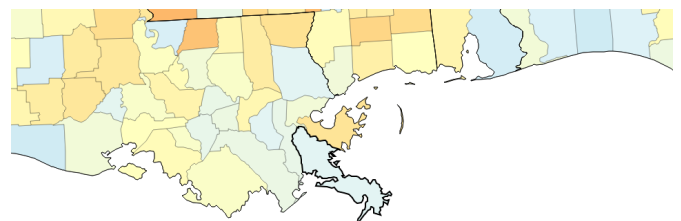


Fig. 4: Male all-cause mortality, 2014



FINDINGS: ISCHEMIC HEART DISEASE

Sex	Plaquemines Parish	Louisiana	National	National rank	% change 1980-2014
Female	142.1	149.8	124.9	1854	-57.5
Male	215.1	234.0	191.5	1749	-62.7

rate per 100,000 population, age-standardized, 2014

Fig. 5: Female ischemic heart disease, 2014

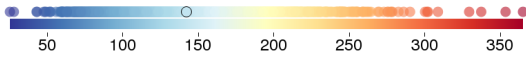
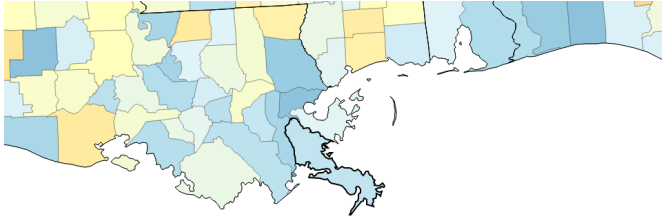
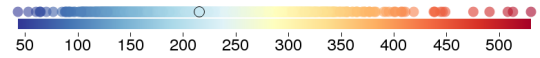
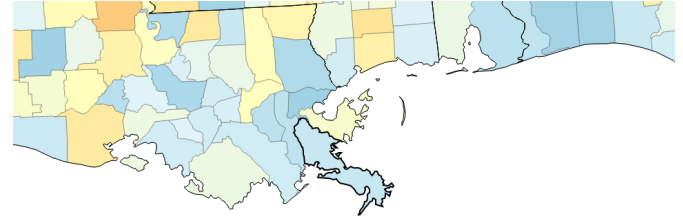


Fig. 6: Male ischemic heart disease, 2014



FINDINGS: CEREBROVASCULAR DISEASE (STROKE)

Sex	Plaquemines Parish	Louisiana	National	National rank	% change 1980-2014
Female	43.8	53.5	47.4	693	-55.6
Male	39.9	56.9	48.8	318	-61.5

rate per 100,000 population, age-standardized, 2014

Fig. 7: Female cerebrovascular disease (stroke), 2014

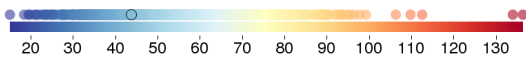
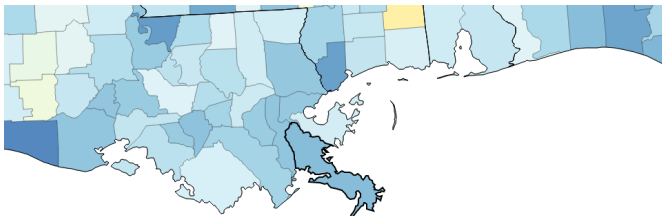
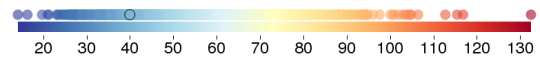
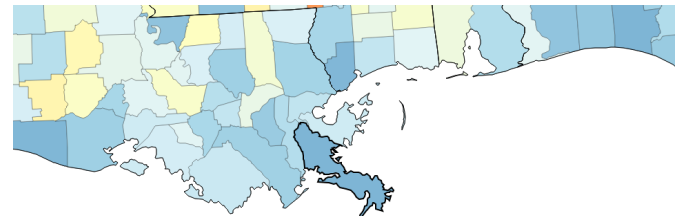


Fig. 8: Male cerebrovascular disease (stroke), 2014



FINDINGS: TRACHEAL, BRONCHUS, AND LUNG CANCER

Sex	Plaquemines Parish	Louisiana	National	National rank	% change 1980-2014
Female	41.2	50.3	43.8	942	-12.5
Male	76.9	89.7	67.6	1560	-57.9

rate per 100,000 population, age-standardized, 2014

Fig. 9: Female tracheal, bronchus, and lung cancer, 2014

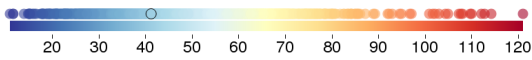
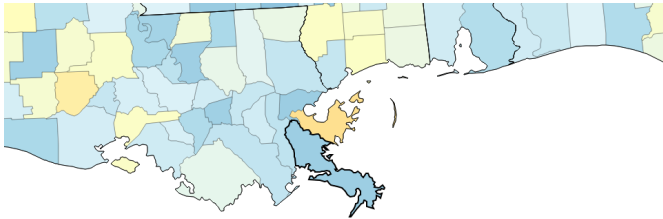
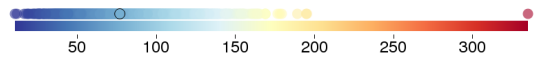
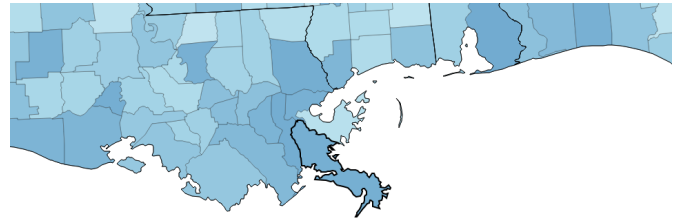


Fig. 10: Male tracheal, bronchus, and lung cancer, 2014



FINDINGS: BREAST CANCER

Sex	Plaquemines Parish	Louisiana	National	National rank	% change 1980-2014
Female	27.6	31.7	25.9	2149	-19.3
Male	0.4	0.5	0.3	2591	-20.2

rate per 100,000 population, age-standardized, 2014

Fig. 11: Female breast cancer, 2014

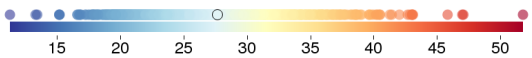
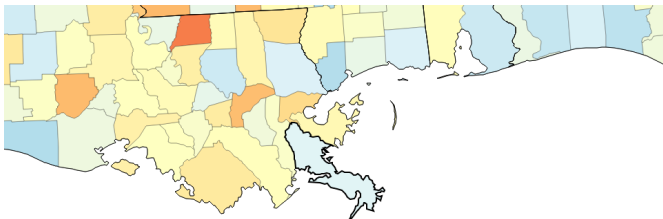
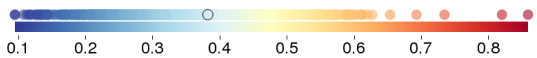
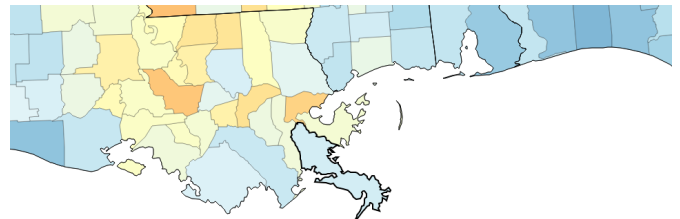


Fig. 12: Male breast cancer, 2014



FINDINGS: MALIGNANT SKIN MELANOMA

Sex	Plaquemines Parish	Louisiana	National	National rank	% change 1980-2014
Female	1.4	1.5	1.9	118	-29.7
Male	3.1	3.7	4.5	145	-11.2

rate per 100,000 population, age-standardized, 2014

Fig. 13: Female malignant skin melanoma, 2014

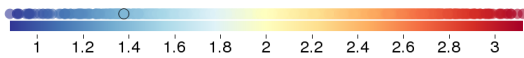
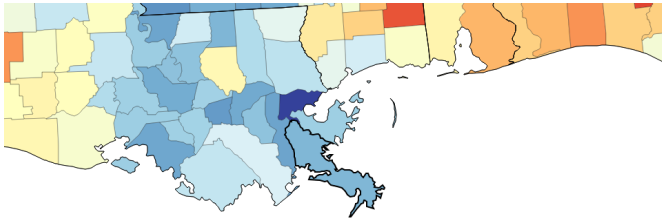
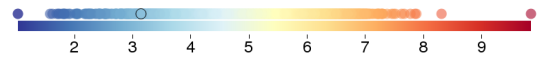
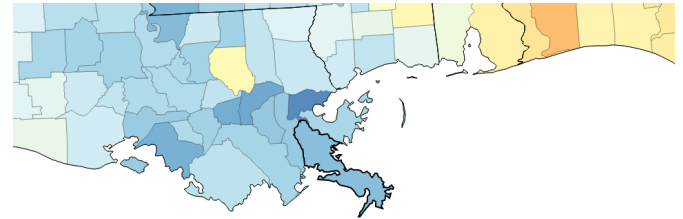


Fig. 14: Male malignant skin melanoma, 2014



FINDINGS: DIABETES, UROGENITAL, BLOOD, AND ENDOCRINE DISEASES MORTALITY

Sex	Plaquemines Parish	Louisiana	National	National rank	% change 1980-2014
Female	74.2	73.7	49.6	2688	-8.7
Male	71.2	88.9	63.8	1835	-22.7

rate per 100,000 population, age-standardized, 2014

Fig. 15: Female diabetes, urogenital, blood, and endocrine diseases mortality, 2014

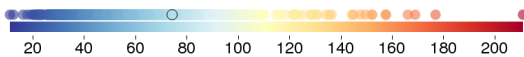
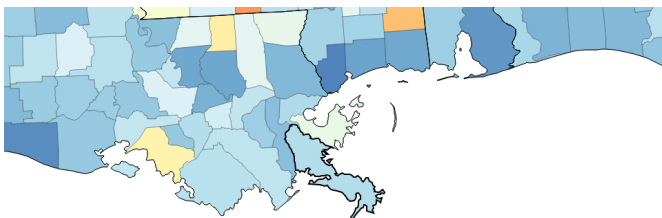
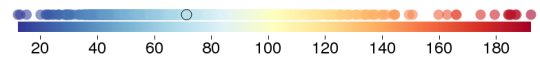
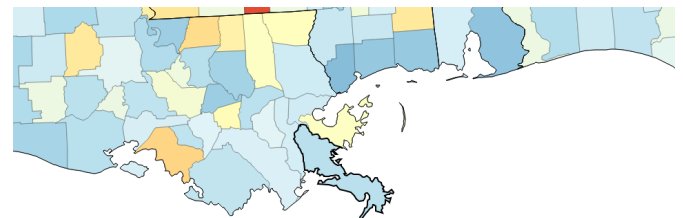


Fig. 16: Male diabetes, urogenital, blood, and endocrine diseases mortality, 2014



FINDINGS: SELF-HARM AND INTERPERSONAL VIOLENCE MORTALITY

Sex	Plaquemines Parish	Louisiana	National	National rank	% change 1980-2014
Female	8.8	11.8	9.0	1269	-19.3
Male	30.8	44.0	30.9	1326	-28.6

rate per 100,000 population, age-standardized, 2014

Fig. 17: Female self-harm and interpersonal violence mortality, 2014

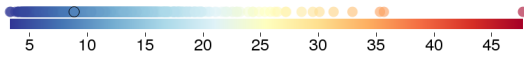
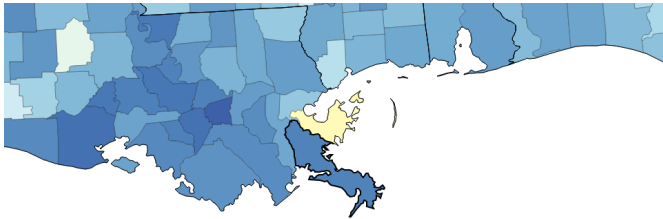

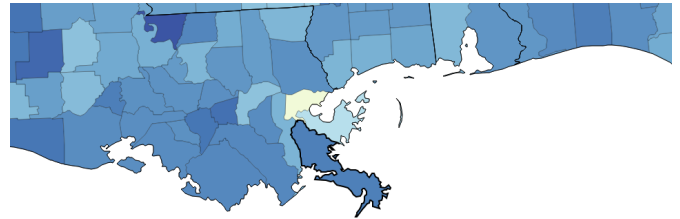


Fig. 18: Male self-harm and interpersonal violence mortality, 2014



FINDINGS: TRANSPORT INJURIES MORTALITY

Sex	Plaquemines Parish	Louisiana	National	National rank	% change 1980-2014
Female	16.6	12.7	8.1	2211	-27.3
Male	43.9	32.0	19.8	2604	-52.8

rate per 100,000 population, age-standardized, 2014

Fig. 19: Female transport injuries mortality, 2014

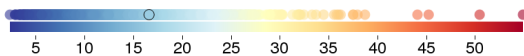
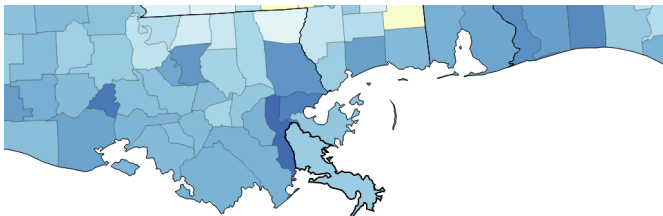
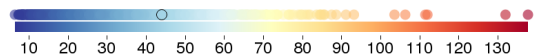
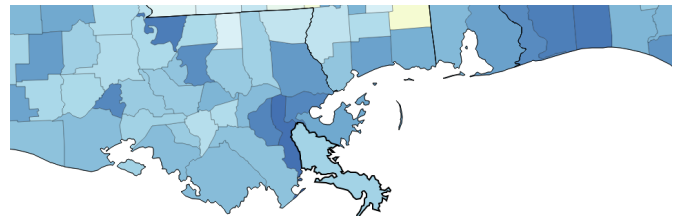


Fig. 20: Male transport injuries mortality, 2014



FINDINGS: MENTAL AND SUBSTANCE USE DISORDERS MORTALITY

Sex	Plaquemines Parish	Louisiana	National	National rank	% change 1980-2014
Female	9.9	9.6	8.2	2138	+676.3
Male	30.9	21.6	18.7	2911	+816.3

rate per 100,000 population, age-standardized, 2014

Fig. 21: Female mental and substance use disorders mortality, 2014

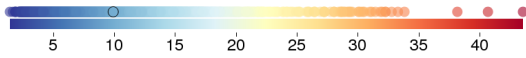
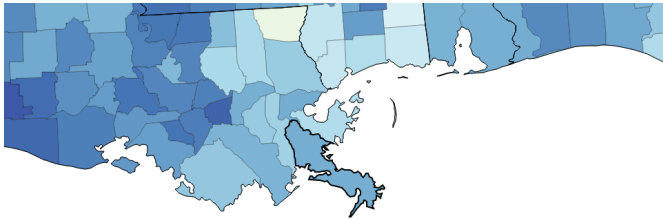
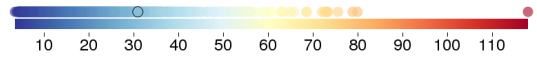
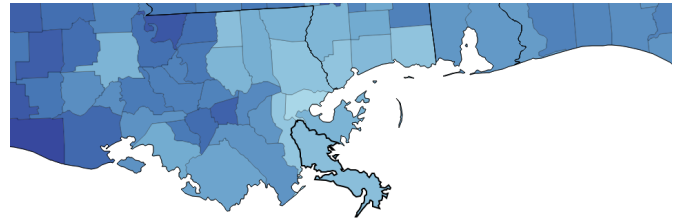


Fig. 22: Male mental and substance use disorders mortality, 2014



FINDINGS: CIRRHOSIS AND OTHER CHRONIC LIVER DISEASES MORTALITY

Sex	Plaquemines Parish	Louisiana	National	National rank	% change 1980-2014
Female	11.6	12.9	11.8	1268	-20.0
Male	23.2	26.0	22.2	1724	-15.3

rate per 100,000 population, age-standardized, 2014

Fig. 23: Female cirrhosis and other chronic liver diseases mortality, 2014

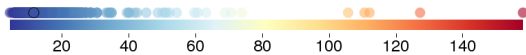
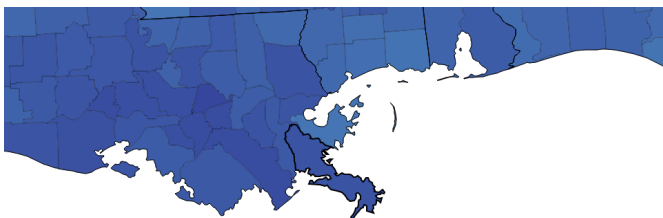
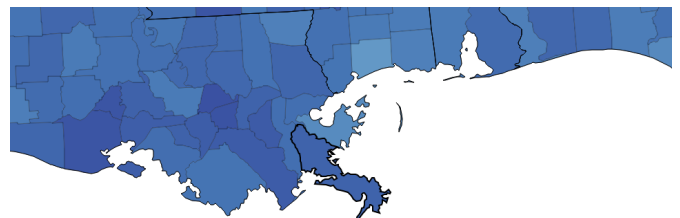


Fig. 24: Male cirrhosis and other chronic liver diseases mortality, 2014



FINDINGS: HEAVY DRINKING

Sex	Plaquemines Parish	Louisiana	National	National rank	% change 2005-2012
Female	6.4	6.1	6.7	2063	+73.6
Male	12.4	10.9	9.9	2386	+41.3

prevalence (%), age-standardized, 2012

Fig. 25: Female heavy drinking, 2012

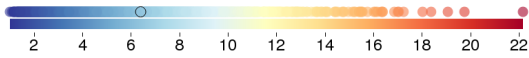
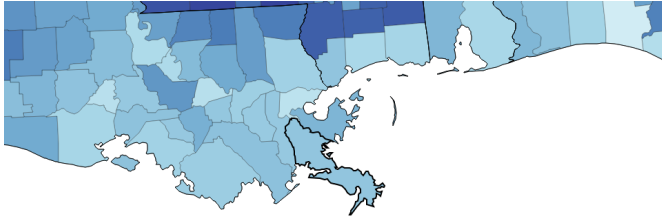
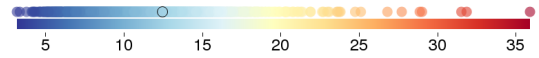
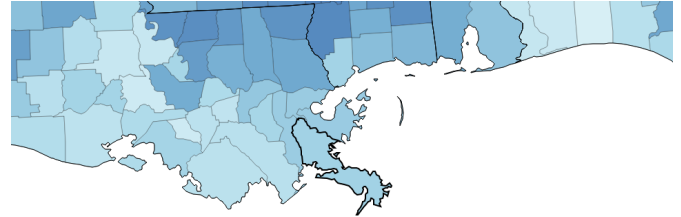


Fig. 26: Male heavy drinking, 2012



FINDINGS: BINGE DRINKING

Sex	Plaquemines Parish	Louisiana	National	National rank	% change 2002-2012
Female	14.7	11.3	12.4	2448	+32.6
Male	29.3	25.4	24.5	2423	+10.4

prevalence (%), age-standardized, 2012

Fig. 27: Female binge drinking, 2012

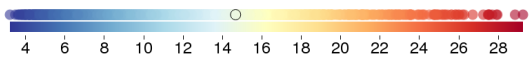
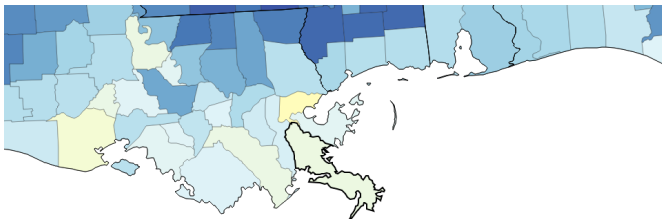
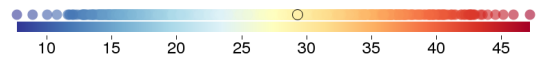
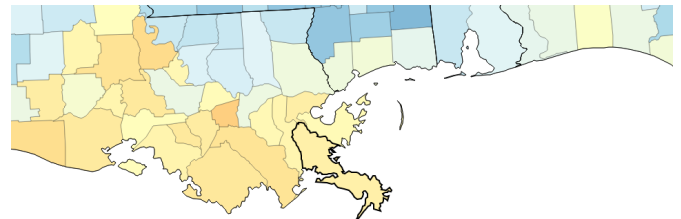


Fig. 28: Male binge drinking, 2012



FINDINGS: SMOKING

Sex	Plaquemines Parish	Louisiana	National	National rank	% change 1996-2012
Female	22.7	22.1	17.9	1842	-3.5
Male	28.5	27.9	22.2	2326	-12.2

prevalence (%), age-standardized, 2012

Fig. 29: Female smoking, 2012

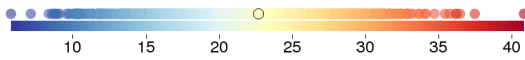
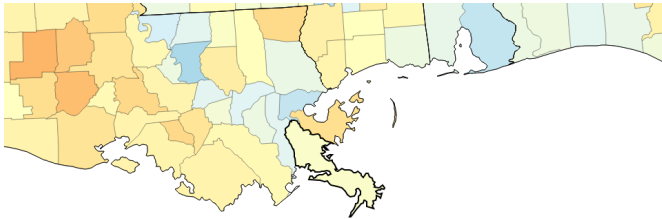
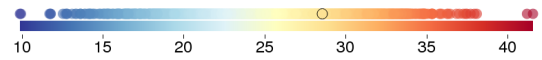
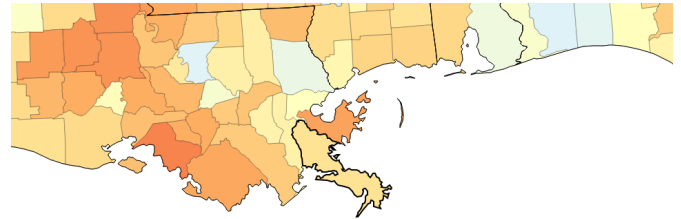


Fig. 30: Male smoking, 2012



FINDINGS: OBESITY

Sex	Plaquemines Parish	Louisiana	National	National rank	% change 2001-2011
Female	41.4	41.7	36.1	2243	+12.1
Male	40.8	39.4	33.8	2764	+23.4

prevalence (%), age-standardized, 2011

Fig. 31: Female obesity, 2011

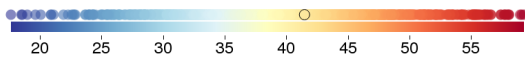
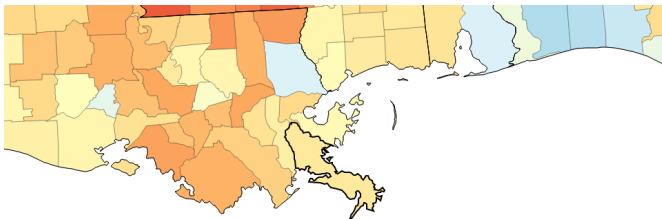
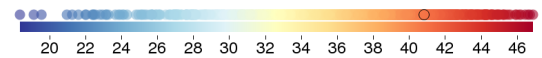
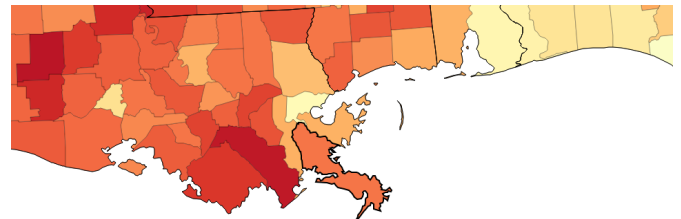


Fig. 32: Male obesity, 2011



FINDINGS: RECOMMENDED PHYSICAL ACTIVITY

Sex	Plaquemines Parish	Louisiana	National	National rank	% change 2001-2011
Female	42.8	42.8	52.6	2568	+37.5
Male	49.1	49.8	56.3	2348	+23.9

prevalence (%), age-standardized, 2011

Fig. 33: Female recommended physical activity, 2011

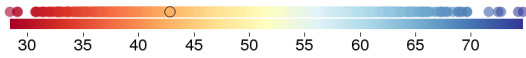
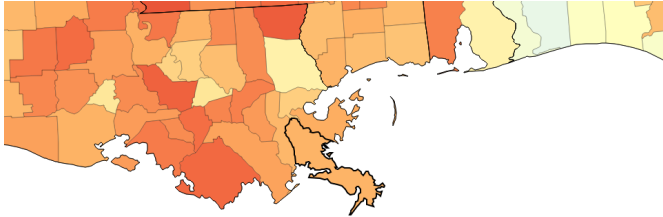
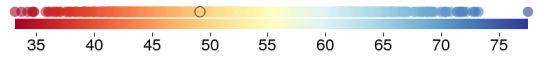
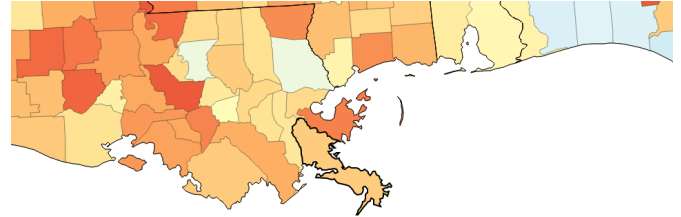


Fig. 34: Male recommended physical activity, 2011



CITATION:

Institute for Health Metrics and Evaluation (IHME),
US County Profile: Plaquemines Parish, Louisiana.
Seattle, WA: IHME, 2016.

Institute for Health Metrics and Evaluation
2301 Fifth Ave., Suite 600
Seattle, WA 98121 USA

Telephone: +1-206-897-2800
E-mail: engage@healthdata.org
www.healthdata.org

